

# MSU Senior Survey

## 1. 1. Graduation Date

### Month

	May	August	December	Response Count
Please select the month and year that you plan to graduate:	78.6% (11)	0.0% (0)	21.4% (3)	14

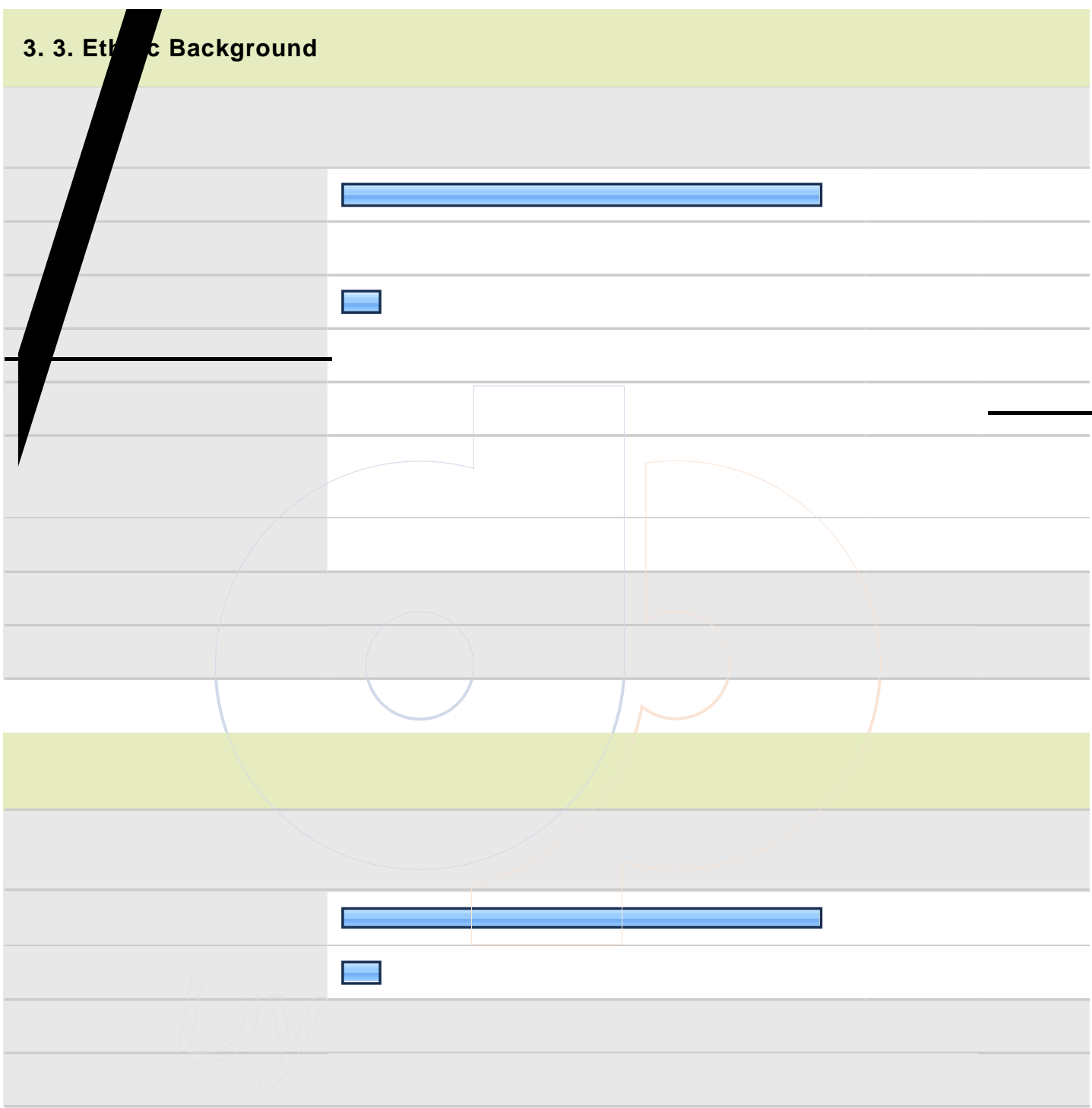
### Year

	2012	2013	2014	2015	2016	2017	2018	2019	2020	Response Count
Please select the month and year that you plan to graduate:	0.0% (0)	7.1% (1)	0.0% (0)	0.0% (0)	21.4% (3)	71.4% (10)	0.0% (0)	0.0% (0)	0.0% (0)	14
<b>answered question</b>										<b>14</b>
<b>skipped question</b>										<b>0</b>


## 2. 2. Gender


	Response Percent	Response Count
Female	85.7%	12
Male	14.3%	2
<b>answered question</b>		<b>14</b>
<b>skipped question</b>		<b>0</b>

### 3.3. Ethnic Background



### 5. 5. What is your residency classification at MSU?

		Response Percent	Response Count
In-state		100.0%	14
Out-of-state		0.0%	0
International		0.0%	0
answered question			14
skipped question			0



### 5. 5. What is your residency classification at MSU?

answered question	14
skipped question	0



### 6. 6. Age

		Response Percent	Response Count
24 or younger		92.9%	13
25-34		0.0%	0
35-44		7.1%	1
45 or older		0.0%	0
		answered question	14
		skipped question	0



### 7. 7. Has either of your parents received a bachelor's degree?

		Response Percent	Response Count
Yes		57.1%	8
No		42.9%	6
		answered question	14
		skipped question	0



### 8. 8. Has either of your parents received a degree from MSU?

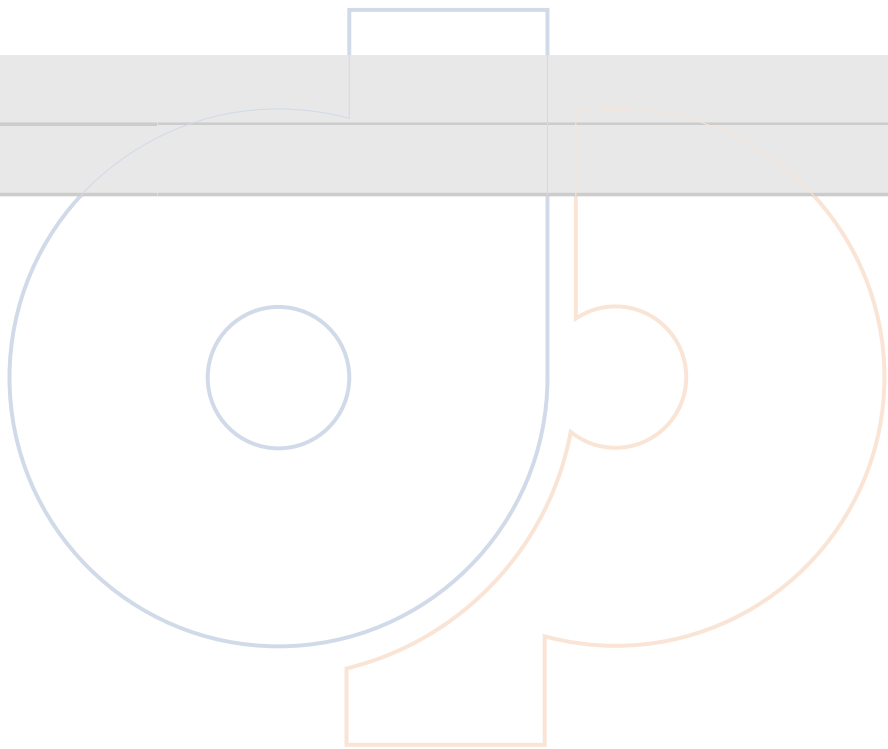

		Response Percent	Response Count
Yes		14.3%	2
No		85.7%	12
<b>answered question</b>			<b>14</b>
<b>skipped question</b>			<b>0</b>

### 9. 9. What was your original entry status to MSU?

		Response Percent	Response Count
Freshman		85.7%	12
Transfer from community college/technical school		14.3%	2
Transfer from 4-yr institution		0.0%	0
<b>answered question</b>			<b>14</b>
<b>skipped question</b>			<b>0</b>

### 10. 10. How many credits were transferred?

		Response Percent	Response Count
12 or fewer		0.0%	0
13-30		0.0%	0
31-60		50.0%	1
Over 60		50.0%	1
<b>answered question</b>			<b>2</b>
<b>skipped question</b>			<b>12</b>




*Dy*






**13. 13. In which Residential College are you a member?**

answered question	14
skipped question	0

**14. 14. Have you ever received any type of Financial Aid while at MSU? (scholarships, grants, work-study, etc.)**




		Response Percent	Response Count
Yes		100.0%	14
No		0.0%	0
		answered question	14
		skipped question	0

**15. 15. How many years will it take you to complete your degree from the point of your initial enrollment in college (including any time at a previous institution)?**

		Response Percent	Response Count
Two		0.0%	0
Three		14.3%	2
Four		57.1%	8
Five		28.6%	4
Six		0.0%	0
More than six		0.0%	0
		answered question	14
		skipped question	0



### 16. 16. In what range does your grade point average fall?

		Response Percent	Response Count
Less than 2.00		0.0%	0
2.00-2.50		0.0%	0
2.51-3.00		14.3%	2
3.01-3.50		28.6%	4
3.51-4.00		57.1%	8
<b>answered question</b>			<b>14</b>
<b>skipped question</b>			<b>0</b>


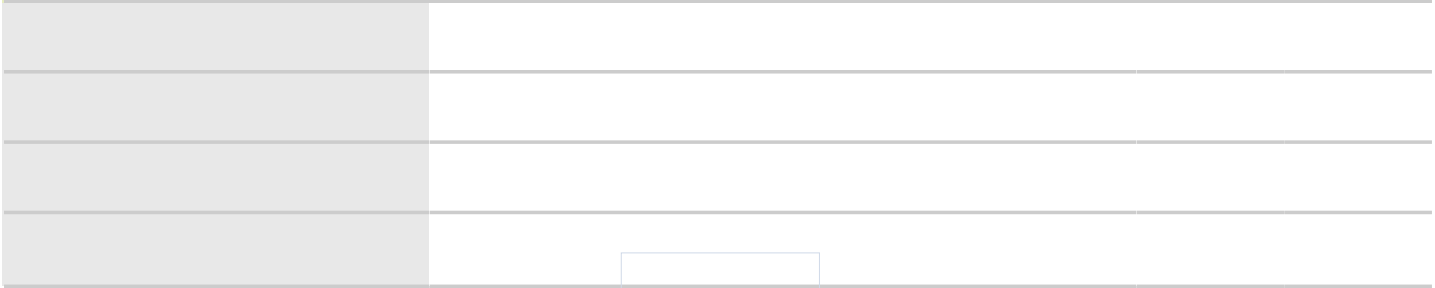

Dy

**17. 17. Please identify the program/major in which you are earning a degree. If you have a double major, check both of your majors. (Note: Liberal Arts and Integrated Studies Students, check Liberal Arts or Integrated Studies. Do not check your field of study as a major.)**


	Response Percent	Response Count
Accounting	0.0%	0
Advertising	0.0%	0
Agricultural Science & Technology (associate's)	0.0%	0
Agricultural Science (bachelor's)	0.0%	0
Animal Technology/Animal-Equine	0.0%	0
Animal Technology/Vet Tech, Pre-Vet	0.0%	0
Applied Physics	0.0%	0
Art	0.0%	0
Athletic Training	0.0%	0
Biology	0.0%	0
Business Administration (associate's)	0.0%	0
Business Administration (bachelor's)	0.0%	0
Career & Technical Education (associate's)	0.0%	0
Career & Technical Education (bachelor's)	0.0%	0
Chemistry	0.0%	0
Civil Engineering Technology (associate's)	0.0%	0
	<b>answered question</b>	<b>14</b>
	<b>skipped question</b>	<b>0</b>

**17. 17. Please identify the program/major in which you are earning a degree. If you have a double major, check both of your majors. (Note: Liberal Arts and Integrated Studies Students, check Liberal Arts or Integrated Studies. Do not check your field of study as a major.)**

Civil Engineering Technology (bachelor's)		0.0%	0
Communication Disorders		0.0%	0
Community Health		0.0%	0
Computer Information Systems		0.0%	0
Computer Science		0.0%	0
Creative Writing (BFA)		14.3%	2
Criminal Justice		0.0%	0
Economics		0.0%	0
Electromechanical Engineering Technology		0.0%	0
Elementary School Education		0.0%	0
Engineering Graphics & Design		0.0%	0
Engineering Physics		0.0%	0
<b>English</b>		<b>64.3%</b>	<b>9</b>
English Education (TESOL)		35.7%	5
Exercise Science		0.0%	0
Finance		0.0%	0
French		0.0%	0
General Studies (associate's)		0.0%	0
Geosciences		0.0%	0
German		7.1%	1
<b>answered question</b>			<b>14</b>
<b>skipped question</b>			<b>0</b>

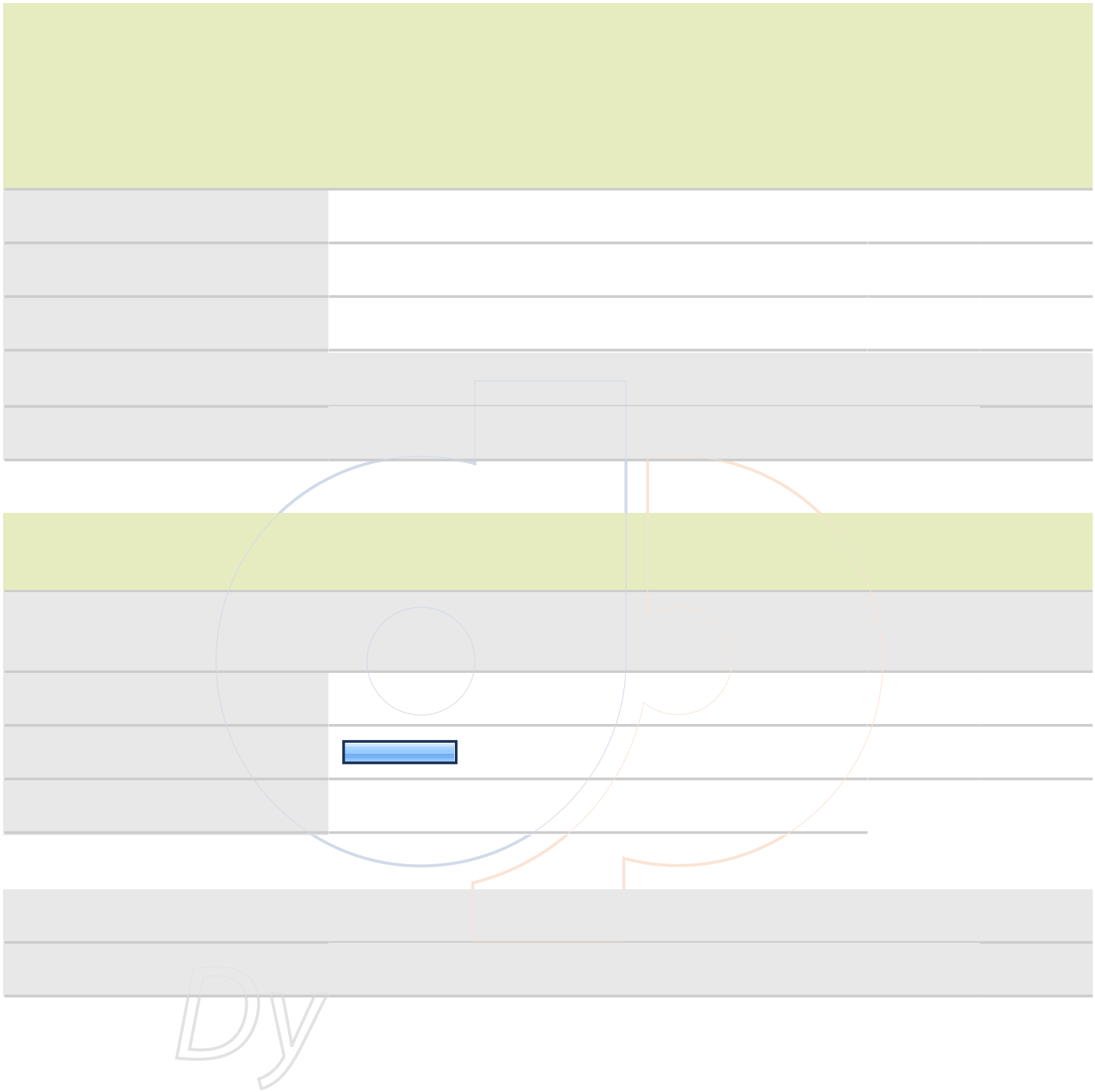


*Dy*

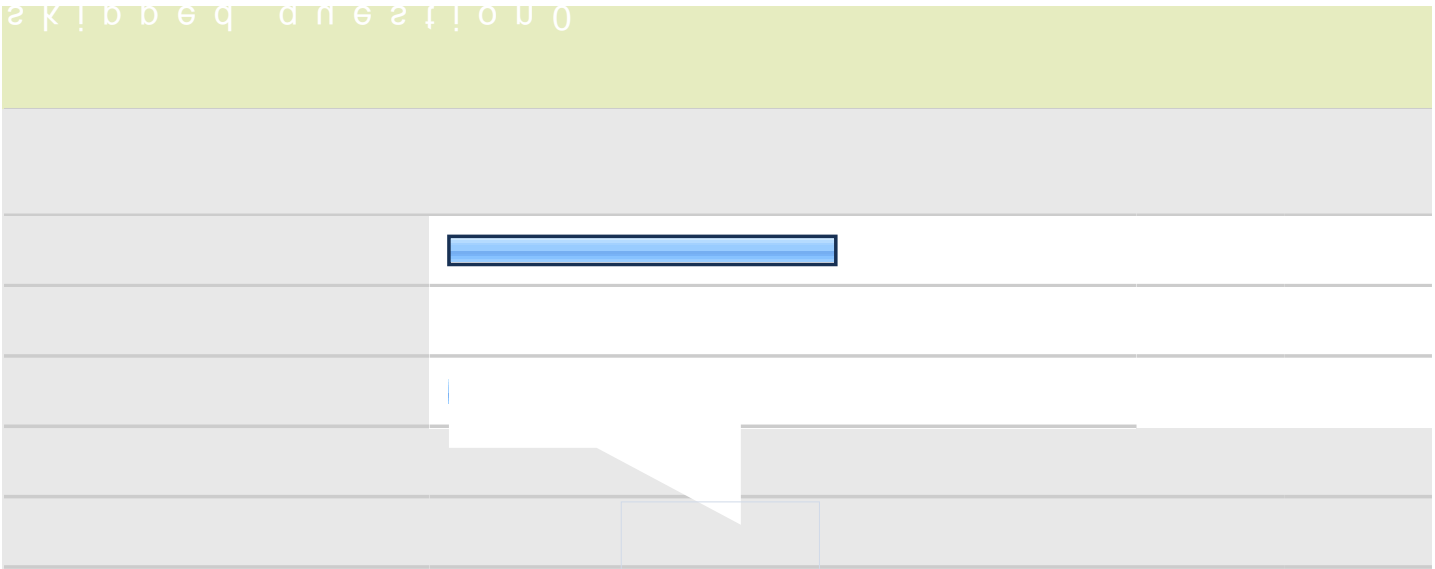


**17. 17. Please identify the program/major in which you are earning a degree. If you have a double major, check both of your majors. (Note: Liberal Arts and Integrated Studies Students, check Liberal Arts or Integrated Studies. Do not check your field of study as a major.)**

Middle School Education	0.0%	0
Music	0.0%	0
Music Business	0.0%	0
Nonprofit Leadership Studies	0.0%	0
Nursing	0.0%	0
Nursing/RN to BSN	0.0%	0
Nutrition, Dietetics, & Food Mgmt	0.0%	0
Occupational Safety and Health	0.0%	0
Organizational Communication	0.0%	0
Philosophy	0.0%	0
Physics	0.0%	0
Political Science	0.0%	0
Psychology	0.0%	0
Public Administration	0.0%	0
Public Relations	0.0%	0
Recreation & Leisure Services	0.0%	0
Social Work	0.0%	0
Sociology	0.0%	0
Spanish	0.0%	0
Telecommunications Systems Mgmt	0.0%	0
<b>answered question</b>		<b>14</b>
<b>skipped question</b>		<b>0</b>



skipped question



Dy

Response Percent Response Count Did not change major area 57.1%

**19. 21. Which best describes your situation?**

answered question	14
skipped question	0

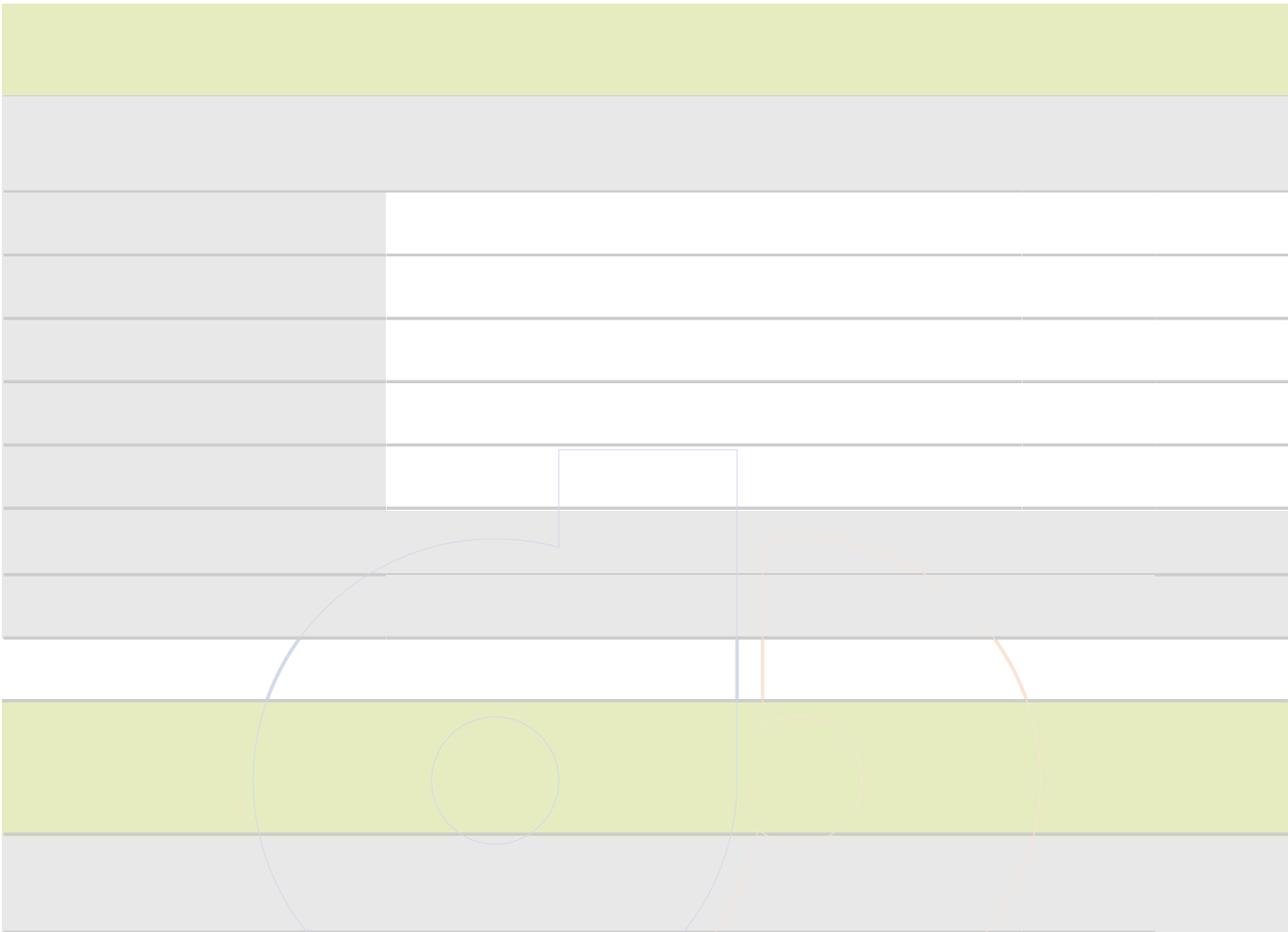
**20. 22. While school was in session during the past year, how many hours per week, on average, did you work for pay?**

		Response Percent	Response Count
Did not work		7.1%	1
Worked 1-10 hrs		21.4%	3
<b>Worked 11-20 hrs</b>		<b>50.0%</b>	<b>7</b>
Worked 21-30 hrs		21.4%	3
Worked 31-40 hrs		0.0%	0
Worked over 40 hrs		0.0%	0
		answered question	14
		skipped question	0

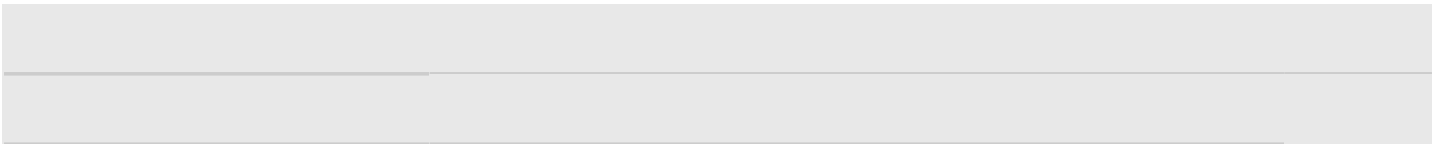
**21. 23. For the most part, were classes offered at times convenient to you?**

		Response Percent	Response Count
Yes		100.0%	14
No		0.0%	0
		answered question	14
		skipped question	0









Dy



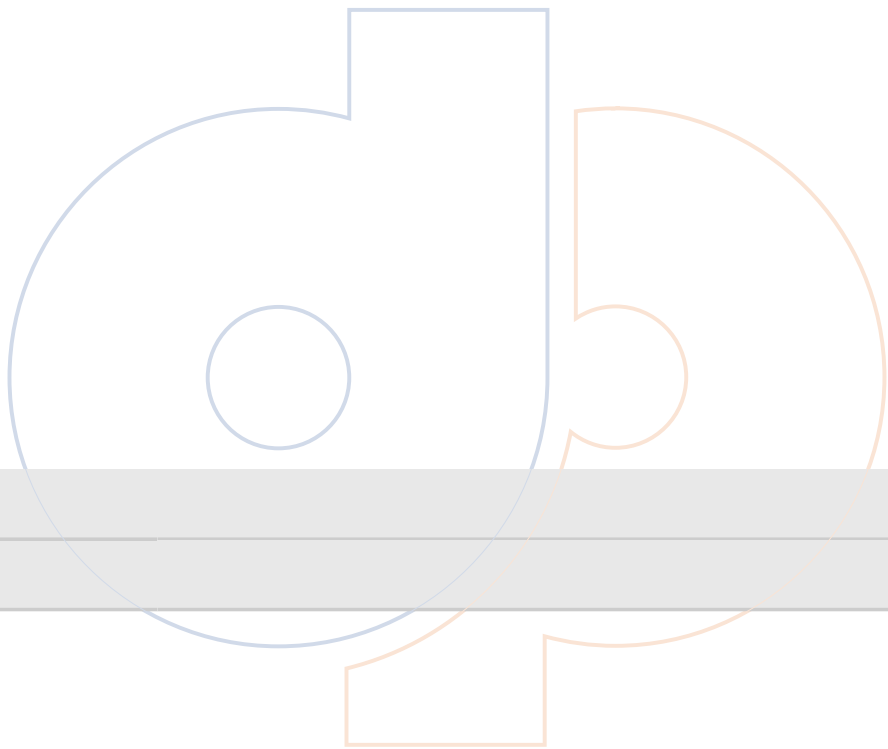
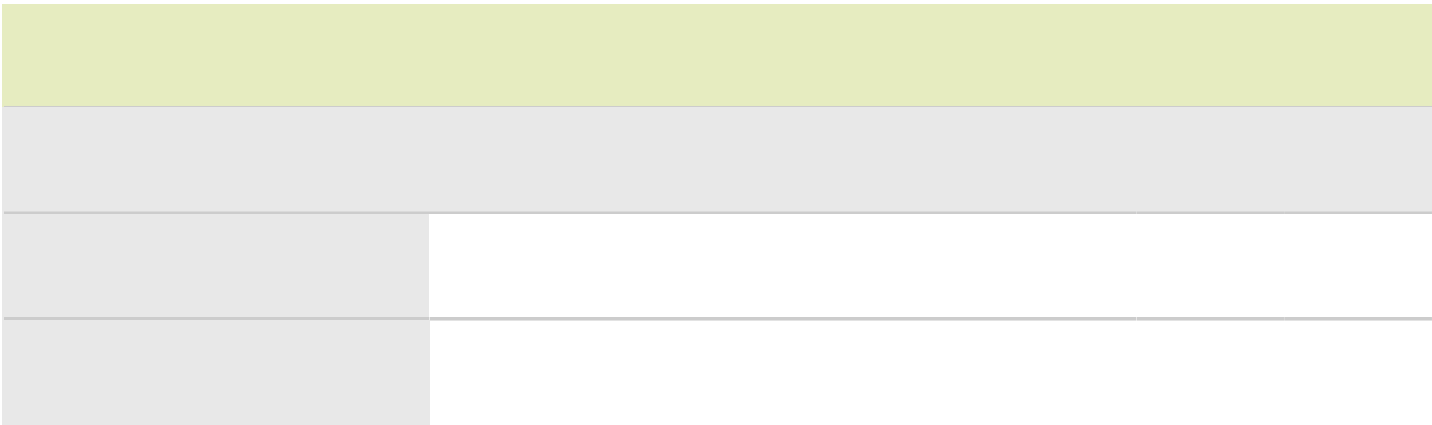
**24. 26. Did you take any online courses while at Murray State?**

		Response Percent	Response Count
Yes		35.7%	5
No		64.3%	9
answered question			14
skipped question			0

**25. 27. Did it take you an extra semester or more to complete degree requirements at Murray State?**

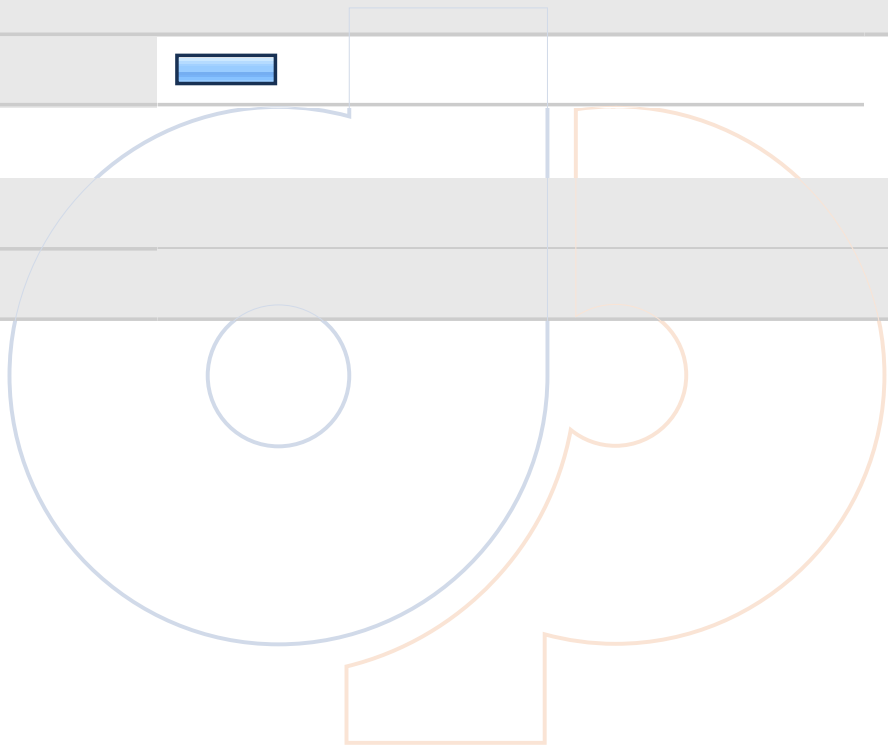
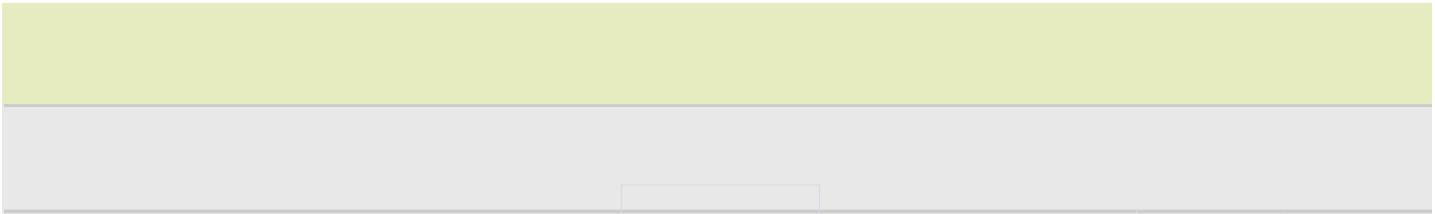

		Response Percent	Response Count
Yes		35.7%	5
No		64.3%	9
answered question			14
skipped question			0

Dy




*Dy*





Dy





### 29. 31. Which statement best describes your experience with off-campus coop/internship?

		Response Percent	Response Count
Cannot judge; I did not have one.		50.0%	7
My experience was very valuable.		42.9%	6
My experience was valuable.		7.1%	1
My experience was of little value.		0.0%	0
My experience was of no value.		0.0%	0
<b>answered question</b>			<b>14</b>
<b>skipped question</b>			<b>0</b>

### 30. 32. Which statement best describes your experience with on-campus faculty-directed research, scholarly, or creative project?

		Response Percent	Response Count
Cannot judge; I did not have one.		35.7%	5
My experience was very valuable.		28.6%	4
My experience was valuable.		28.6%	4
My experience was of little value.		7.1%	1
My experience was of no value.		0.0%	0
<b>answered question</b>			<b>14</b>
<b>skipped question</b>			<b>0</b>

### 31. 33. Which statement best describes your experience with academic advising in your major/area?


		Response Percent	Response Count
Cannot judge; I did not make use of the opportunity.		0.0%	0
<b>I was satisfied with information my adviser provided.</b>		<b>85.7%</b>	<b>12</b>
Advice was inaccurate, incomplete, or misleading.		14.3%	2
My adviser was not available.		0.0%	0
		<b>answered question</b>	<b>14</b>
		<b>skipped question</b>	<b>0</b>

Dy

**31. 33. Which statement best describes your experience with academic advising in your major/area?**

answered question 14

skipped question 0



### 32. Questions 34-48 For each of these items, indicate the extent to which you were satisfied.

	Very satisfied	Satisfied	Dissatisfied	Very dissatisfied	Rating Average	Rating Count
34. Class size relative to type of course	46.2% (6)	<b>53.8% (7)</b>	0.0% (0)	0.0% (0)	3.46	13
35. Out-of-class availability of faculty	46.2% (6)	<b>53.8% (7)</b>	0.0% (0)	0.0% (0)	3.46	13
36. Effectiveness of your high school preparation for college work	30.8% (4)	<b>38.5% (5)</b>	23.1% (3)	7.7% (1)	2.92	13
37. Fairness of faculty in their treatment of individual students	38.5% (5)	<b>61.5% (8)</b>	0.0% (0)	0.0% (0)	3.38	13
38. Overall quality of instruction at Murray State	23.1% (3)	<b>76.9% (10)</b>	0.0% (0)	0.0% (0)	3.23	13
39. Quality of instruction in University Studies (General Education) courses	15.4% (2)	<b>69.2% (9)</b>	7.7% (1)	7.7% (1)	2.92	13
40. Quality of instruction in your major	<b>76.9% (10)</b>	23.1% (3)	0.0% (0)	0.0% (0)	3.77	13
41. Clarity of program objectives in your major	<b>53.8% (7)</b>	23.1% (3)	15.4% (2)	7.7% (1)	3.23	13
42. Intellectual challenge of the academic program	30.8% (4)	<b>69.2% (9)</b>	0.0% (0)	0.0% (0)	3.31	13
43. Encouragement and information from your major department for employment after graduation	<b>46.2% (6)</b>	30.8% (4)	23.1% (3)	0.0% (0)	3.23	13
44. Availability of opportunities to engage in a faculty-mentored research, scholarly, or creative project in your area of study/interest	38.5% (5)	<b>46.2% (6)</b>	15.4% (2)	0.0% (0)	3.23	13
45. Library hours	<b>53.8% (7)</b>	46.2% (6)	0.0% (0)	0.0% (0)	3.54	13
<b>answered question</b>						<b>13</b>
<b>skipped question</b>						<b>1</b>



**32. Questions 34-48 For each of these items, indicate the extent to which you were satisfied.**

46 Effectiveness of library personnel in meeting your information needs	46.2% (6)	<b>53.8% (7)</b>	0.0% (0)	0.0% (0)	3.46	13
47. Access to on-hand or electronic library resources	<b>53.8% (7)</b>	30.8% (4)	15.4% (2)	0.0% (0)	3.38	13
48. Computer, individual and group work spaces available within University Libraries (Waterfield, Pogue and Overby)	46.2% (6)	<b>53.8% (7)</b>	0.0% (0)	0.0% (0)	3.46	13
<b>answered question</b>						<b>13</b>
<b>skipped question</b>						<b>1</b>

**33. Questions 49-55 University Studies is designed to offer you a broad base of skills and knowledge and to prepare you for upper division study. Please indicate how effective University Studies at Murray State was in helping you achieve these goals.**

	Very effective	Effective	Ineffective	Very ineffective	Rating Average	Rating Count
49. Writing skills	<b>46.2% (6)</b>	38.5% (5)	15.4% (2)	0.0% (0)	3.31	13
50. Speaking skills	30.8% (4)	<b>46.2% (6)</b>	23.1% (3)	0.0% (0)	3.08	13
51. Critical thinking skills	38.5% (5)	<b>53.8% (7)</b>	7.7% (1)	0.0% (0)	3.31	13
52. Technology skills/computer skills	15.4% (2)	<b>61.5% (8)</b>	15.4% (2)	7.7% (1)	2.85	13
53. General knowledge in the liberal arts	<b>61.5% (8)</b>	7.7% (1)	<b>10.06 (0)</b>	<b>3.31</b>	<b>13</b>	
	7% (1)	2.81	13			
<b>answered question</b>						<b>13</b>
<b>skipped question</b>						<b>1</b>

**34. Questions 56-89** For each of these services, activities or programs that you used, please indicate the extent to which you were satisfied that they met your needs. For those that you did not use, mark the "Did Not Use" option.

	Very satisfied	Satisfied	Dissatisfied	Very dissatisfied	Did Not Use	Rating Average	Rating Count
56. African-American/Multicultural Student Services	0.0% (0)	0.0% (0)	0.0% (0)	0.0% (0)	<b>100.0% (13)</b>	0.00	13
57. Blackboard/Canvas	15.4% (2)	<b>84.6% (11)</b>	0.0% (0)	0.0% (0)	0.0% (0)	3.15	13
58. Career Services Office	7.7% (1)	15.4% (2)	0.0% (0)	0.0% (0)	<b>76.9% (10)</b>	3.33	13
59. Cultural programming and activities	0.0% (0)	46.2% (6)	0.0% (0)	0.0% (0)	<b>53.8% (7)</b>	3.00	13
60. Degree audit (MAP report)	38.5% (5)	<b>53.8% (7)</b>	0.0% (0)	0.0% (0)	7.7% (1)	3.42	13
61. Financial Aid Office customer service	7.7% (1)	<b>46.2% (6)</b>	15.4% (2)	0.0% (0)	30.8% (4)	2.89	13
62. Dining Services	7.7% (1)	<b>53.8% (7)</b>	23.1% (3)	7.7% (1)	7.7% (1)	2.67	13
63. Graduation Office	7.7% (1)	<b>61.5% (8)</b>	0.0% (0)	0.0% (0)	30.8% (4)	3.11	13
64. Greek life and activities	7.7% (1)	0.0% (0)	0.0% (0)	0.0% (0)	<b>92.3% (12)</b>	4.00	13
65. Health Services	7.7% (1)	30.8% (4)	15.4% (2)	0.0% (0)	<b>46.2% (6)</b>	2.86	13
66. Honor Societies/Departmental Clubs/Special Interest Organizations	23.1% (3)	<b>38.5% (5)</b>	0.0% (0)	7.7% (1)	30.8% (4)	3.11	13
67. International programs and activities	15.4% (2)	23.1% (3)	0.0% (0)	0.0% (0)	<b>61.5% (8)</b>	3.40	13
68. International student support services	0.0% (0)	0.0% (0)	0.0% (0)	0.0% (0)	<b>100.0% (12)</b>	0.00	12
					<b>answered question</b>		<b>13</b>
					<b>skipped question</b>		<b>1</b>

**34. Questions 56-89** For each of these services, activities or programs that you used, please indicate the extent to which you were satisfied that they met your needs. For those that you did not use, mark the "Did Not Use" option.

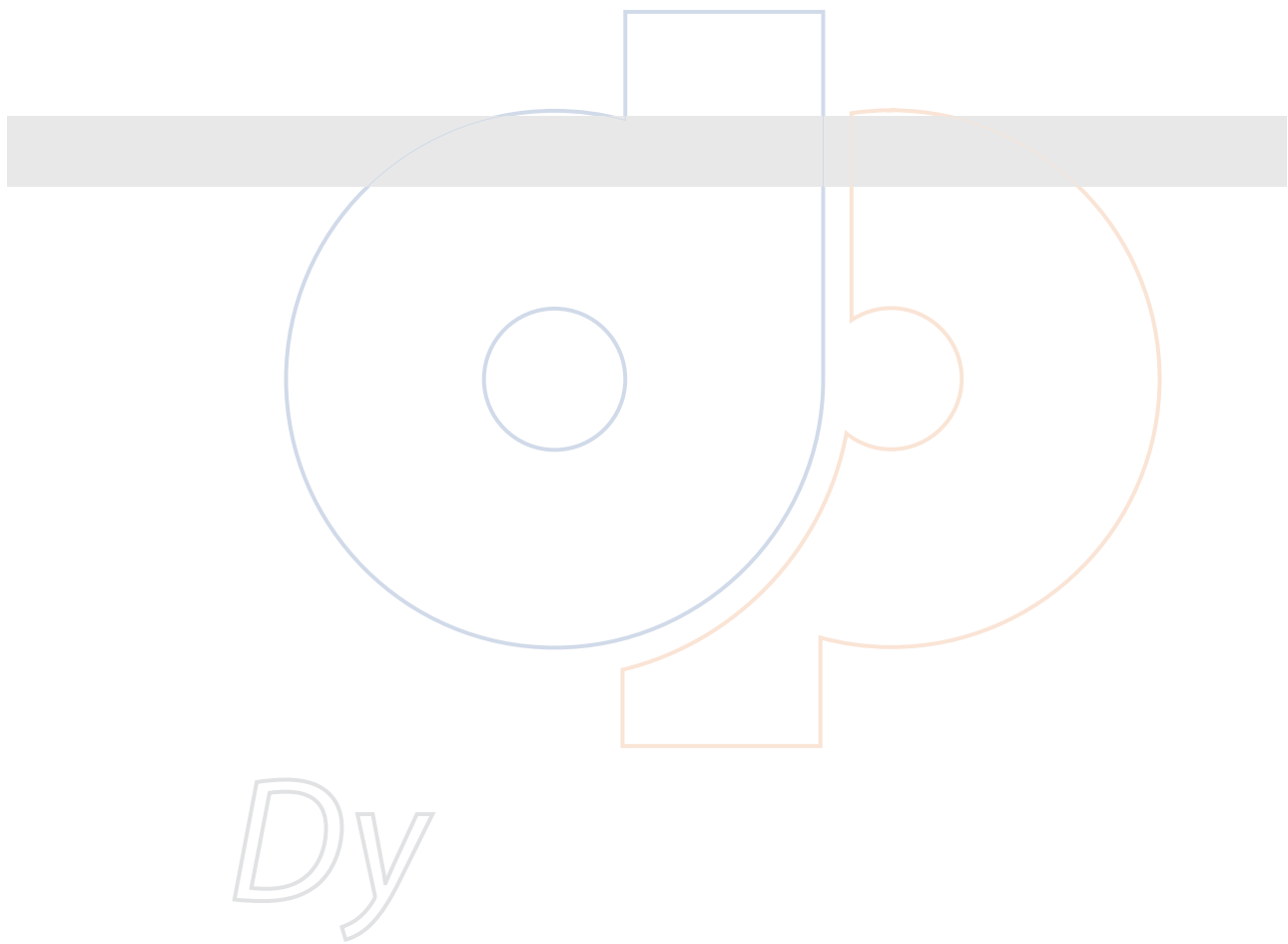
69. Internet and wireless access for study and research needs	7.7% (1)	<b>69.2% (9)</b>	15.4% (2)	0.0% (0)	7.7% (1)	2.92	13
70. Intramural Sports and Recreation	7.7% (1)	15.4% (2)	0.0% (0)	0.0% (0)	<b>76.9% (10)</b>	3.33	13
71. LGBT programs	15.4% (2)	15.4% (2)	0.0% (0)	0.0% (0)	<b>69.2% (9)</b>	3.50	13
72. Lowry Center/Developmental courses and tutoring	0.0% (0)	7.7% (1)	0.0% (0)	0.0% (0)	<b>92.3% (12)</b>	3.00	13
73. Library	46.2% (6)	<b>53.8% (7)</b>	0.0% (0)	0.0% (0)	0.0% (0)	3.46	13
74. MSU web site	30.8% (4)	<b>69.2% (9)</b>	0.0% (0)	0.0% (0)	0.0% (0)	3.31	13
75. NCAA Sports	0.0% (0)	0.0% (0)	0.0% (0)	0.0% (0)	<b>100.0% (13)</b>	0.00	13
76. Online courses that are not Blackboard or Canvas	7.7% (1)	0.0% (0)	7.7% (1)	0.0% (0)	<b>84.6% (11)</b>	3.00	13
77. Public Safety/Security Services	15.4% (2)	<b>61.5% (8)</b>	15.4% (2)	0.0% (0)	7.7% (1)	3.00	13
78. Registration through myGate	7.7% (1)	<b>92.3% (12)</b>	0.0% (0)	0.0% (0)	0.0% (0)	3.08	13
79. Residential College programming and activities	7.7% (1)	<b>61.5% (8)</b>	7.7% (1)	7.7% (1)	15.4% (2)	2.82	13
80. Scholarships/grants/student employment	7.7% (1)	<b>69.2% (9)</b>	23.1% (3)	0.0% (0)	0.0% (0)	2.85	13
81. Services for non-traditional students	0.0% (0)	0.0% (0)	7.7% (1)	0.0% (0)	<b>92.3% (12)</b>	2.00	13
82. Student Disability Services (SDS)	0.0% (0)	7.7% (1)	0.0% (0)	0.0% (0)	<b>92.3% (12)</b>	3.00	13
<b>answered question</b>							<b>13</b>
<b>skipped question</b>							<b>1</b>

**34. Questions 56-89** For each of these services, activities or programs that you used, please indicate the extent to which you were satisfied that they met your needs. For those that you did not use, mark the "Did Not Use" option.

83. Transcript requests	0.0% (0)	<b>38.5%</b> <b>(5)</b>	30.8% (4)	0.0% (0)	30.8% (4)	2.56	13
84. Student Support Services (SSS)	0.0% (0)	7.7% (1)	0.0% (0)	0.0% (0)	<b>92.3%</b> <b>(12)</b>	3.00	13
85. Transfer Center	0.0% (0)	15.4% (2)	0.0% (0)	0.0% (0)	<b>84.6%</b> <b>(11)</b>	3.00	13
86. University Counseling Services	7.7% (1)	7.7% (1)	23.1% (3)	0.0% (0)	<b>61.5%</b> <b>(8)</b>	2.60	13
87. Veteran Services	0.0% (0)	0.0% (0)	0.0% (0)	0.0% (0)	<b>100.0%</b> <b>(13)</b>	0.00	13
88. Wellness Center	7.7% (1)	<b>53.8%</b> <b>(7)</b>	7.7% (1)	0.0% (0)	30.8% (4)	3.00	13
89. Women's Center	0.0% (0)	23.1% (3)	0.0% (0)	0.0% (0)	<b>76.9%</b> <b>(10)</b>	3.00	13
<b>answered question</b>							<b>13</b>
<b>skipped question</b>							<b>1</b>

**35. 90. To what extent did you participate in Residential College activities?**

		Response Percent	Response Count
Did not participate		7.7%	1
Frequently		7.7%	1
Occasionally		38.5%	5
<b>Seldom</b>		<b>46.2%</b>	<b>6</b>
<b>answered question</b>			<b>13</b>
<b>skipped question</b>			<b>1</b>





**38. Questions 93-102 The University has formulated ten desired "Characteristics of the Murray State University Graduate." Please indicate how effective your MSU experience was in enhancing your abilities in each area.**

100. Understand the importance of the behaviors necessary to maintain a healthy lifestyle;	23.1% (3)	<b>53.8% (7)</b>	23.1% (3)	0.0% (0)	3.00	13
101. Demonstrate mastery of a chosen field of study;	<b>53.8% (7)</b>	46.2% (6)	0.0% (0)	0.0% (0)	3.54	13
102. Value intellectual pursuit and continuous learning in a changing world.	46.2% (6)	<b>53.8% (7)</b>	0.0% (0)	0.0% (0)	3.46	13
<b>answered question</b>						<b>13</b>
<b>skipped question</b>						<b>1</b>

Dy





### 39. 103. What do you expect to do after you graduate?

answered question 13

skipped question 1

### 40. 104. If you are already employed, how closely related is your job to your field of study?

		Response Percent	Response Count
Extremely close		15.4%	2
Somewhat close		15.4%	2
Somewhat different		0.0%	0
Extremely different		15.4%	2
I cannot determine		7.7%	1
<b>Does not apply</b>		<b>46.2%</b>	<b>6</b>
		<b>answered question</b>	<b>13</b>
		<b>skipped question</b>	<b>1</b>

Dy

### 41. 105. If you intend to work full-time, what do you expect your salary to be?




		Response Percent	Response Count
Above \$75,000		0.0%	0
\$65,000 - \$75,000		0.0%	0
\$55,000 - \$64,999		7.7%	1
\$45,000 - \$54,999		0.0%	0
<b>\$35,000 - \$44,999</b>		<b>38.5%</b>	<b>5</b>
\$25,000 - \$34,999		0.0%	0
Below \$25,000		23.1%	3
Does not apply		30.8%	4
<b>answered question</b>			<b>13</b>
<b>skipped question</b>			<b>1</b>

Dy



**41. 105. If you intend to work full-time, what do you expect your salary to be?**

answered question	13
skipped question	1

**42. 106. If you intend to continue your education, please indicate which statement best describes the institution you will attend.**


		Response Percent	Response Count
Murray State University		23.1%	3
University/College in Kentucky		0.0%	0
University/College outside Kentucky		30.8%	4
Does not apply		46.2%	6
		answered question	13
		skipped question	1

**43. 107. "I would recommend Murray State University to a prospective student."**

		Response Percent	Response Count
Strongly agree		46.2%	6
Agree		53.8%	7
Disagree		0.0%	0
Strongly disagree		0.0%	0
		answered question	13
		skipped question	1

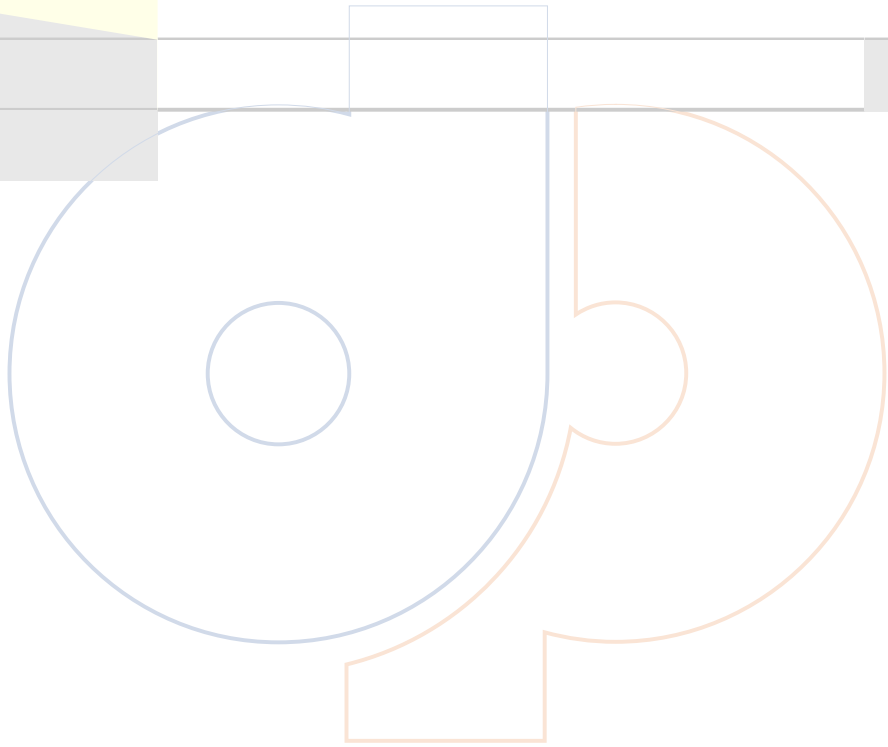
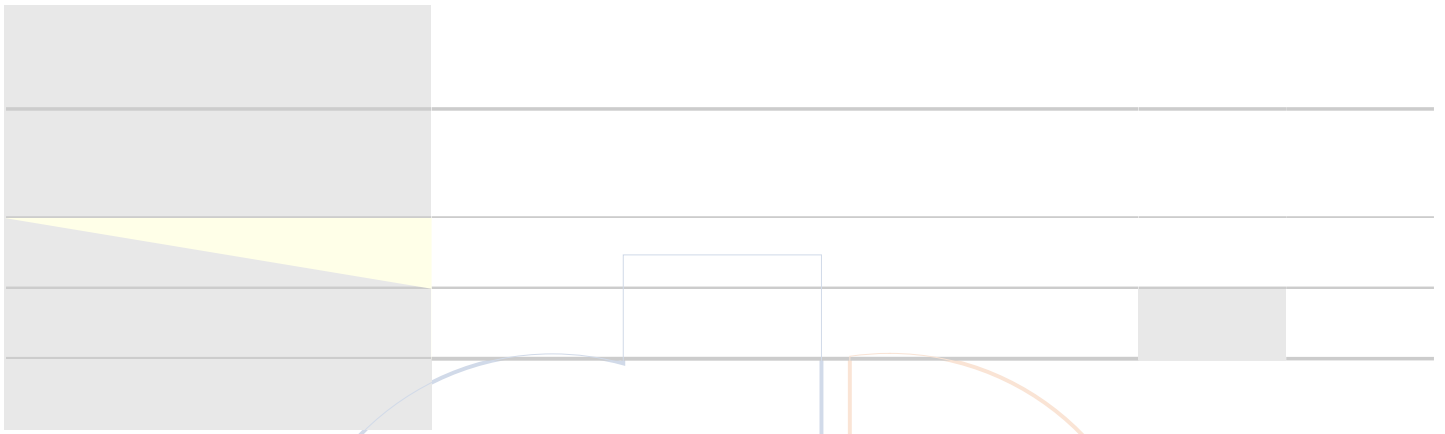
#### 44. Feedback:

	Response Count
	0
answered question	0
skipped question	14




**45. 17. Please identify the program/major in which you are earning a degree. If you have a double major, check both of your majors. (Note: Liberal Arts and Integrated Studies Students, check Liberal Arts or Integrated Studies. Do not check your field of study as a major.)**

	Response Percent	Response Count
Accounting	0.0%	0
Advertising	0.0%	0
Business Administration (associate's)	0.0%	0
Business Administration (bachelor's)	0.0%	0
Business GIS (certificate)	0.0%	0
Computer Information Systems	0.0%	0
Computer Science	0.0%	0
Economics	0.0%	0
Finance	0.0%	0
Graphic Communications Media	0.0%	0
International Business	0.0%	0
Journalism	0.0%	0
Management	0.0%	0
Marketing	0.0%	0
Organizational Communication	0.0%	0
Public Relations	0.0%	0
Television Production	0.0%	0
Telecommunications Systems Mgmt	0.0%	0
	<b>answered question</b>	<b>0</b>
	<b>skipped question</b>	<b>14</b>



*Dy*


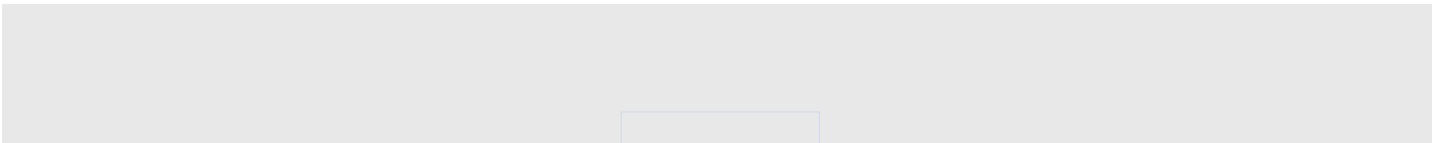


**45. 17. Please identify the program/major in which you are earning a degree. If you have a double major, check both of your majors. (Note: Liberal Arts and Integrated Studies Students, check Liberal Arts or Integrated Studies. Do not check your field of study as a major.)**

Sociology	0.0%	0
History	0.0%	0
Liberal Arts	0.0%	0
French	0.0%	0
German	0.0%	0
Japanese	0.0%	0
Spanish	0.0%	0
Music	0.0%	0
Music Business	0.0%	0
Psychology	0.0%	0
Theatre	0.0%	0
Biology	0.0%	0
Wildlife & Conservation Biology	0.0%	0
Chemistry	0.0%	0
Applied Physics	0.0%	0
Engineering Physics	0.0%	0
Physics	0.0%	0
Geosciences	0.0%	0
Civil Engineering Technology (associate's)	0.0%	0
Civil Engineering Technology (bachelor's)	0.0%	0
<b>answered question</b>		<b>0</b>
<b>skipped question</b>		<b>14</b>







*Dy*