

3. 3. Ethnic Background

		Response Percent	Response Count
White		81.1%	30
Black/African-American		10.8%	4
Asian		0.0%	0
Hispanic/Latino		0.0%	0
American Indian/Alaskan Native		2.7%	1
Native Hawaiian/Other Pacific Islander		2.7%	1
Two or more races		2.7%	1
answered question			37
skipped question			0

4. 4. Are you a U.S. citizen?

		Response Percent	Response Count
Yes		100.0%	37
No		0.0%	0
answered question			37
skipped question			0

5. 5. What is your residency classification at MSU?

answered question 37

skipped question 0



5. 5. What is your residency classification at MSU?

answered question	37
skipped question	0



6. 6. Age

		Response Percent	Response Count
24 or younger		21.6%	8
25-34		21.6%	8
35-44		43.2%	16
45 or older		13.5%	5
		answered question	37
		skipped question	0




7. 7. Has either of your parents received a bachelor's degree?

		Response Percent	Response Count
Yes		29.7%	11
No		70.3%	26
		answered question	37
		skipped question	0




8. 8. Has either of your parents received a degree from MSU?

		Response Percent	Response Count
Yes		10.8%	4
No		89.2%	33
answered question			37
skipped question			0

9. 9. What was your original entry status to MSU?

		Response Percent	Response Count
Freshman		18.9%	7
Transfer from community college/technical school		67.6%	25
Transfer from 4-yr institution		13.5%	5
answered question			37
skipped question			0

10. 10. How many credits were transferred?

		Response Percent	Response Count
12 or fewer		0.0%	0
13-30		3.3%	1
31-60		23.3%	7
Over 60		73.3%	22
answered question			30
skipped question			7

13. 13. In which Residential College are you a member?



		Response Percent	Response
		answered question	37
		skipped question	0

Dy







13. 13. In which Residential College are you a member?

answered question	37
skipped question	0





14. 14. Have you ever received any type of Financial Aid while at MSU? (scholarships, grants, work-study, etc.)

		Response Percent	Response Count
Yes		83.8%	31
No		16.2%	6
answered question			37
skipped question			0


15. 15. How many years will it take you to complete your degree from the point of your initial enrollment in college (including any time at a previous institution)?

		Response Percent	Response Count
Two		19.4%	7
Three		8.3%	3
Four		13.9%	5
Five		16.7%	6
Six		13.9%	5
More than six		27.8%	10
answered question			36
skipped question			1

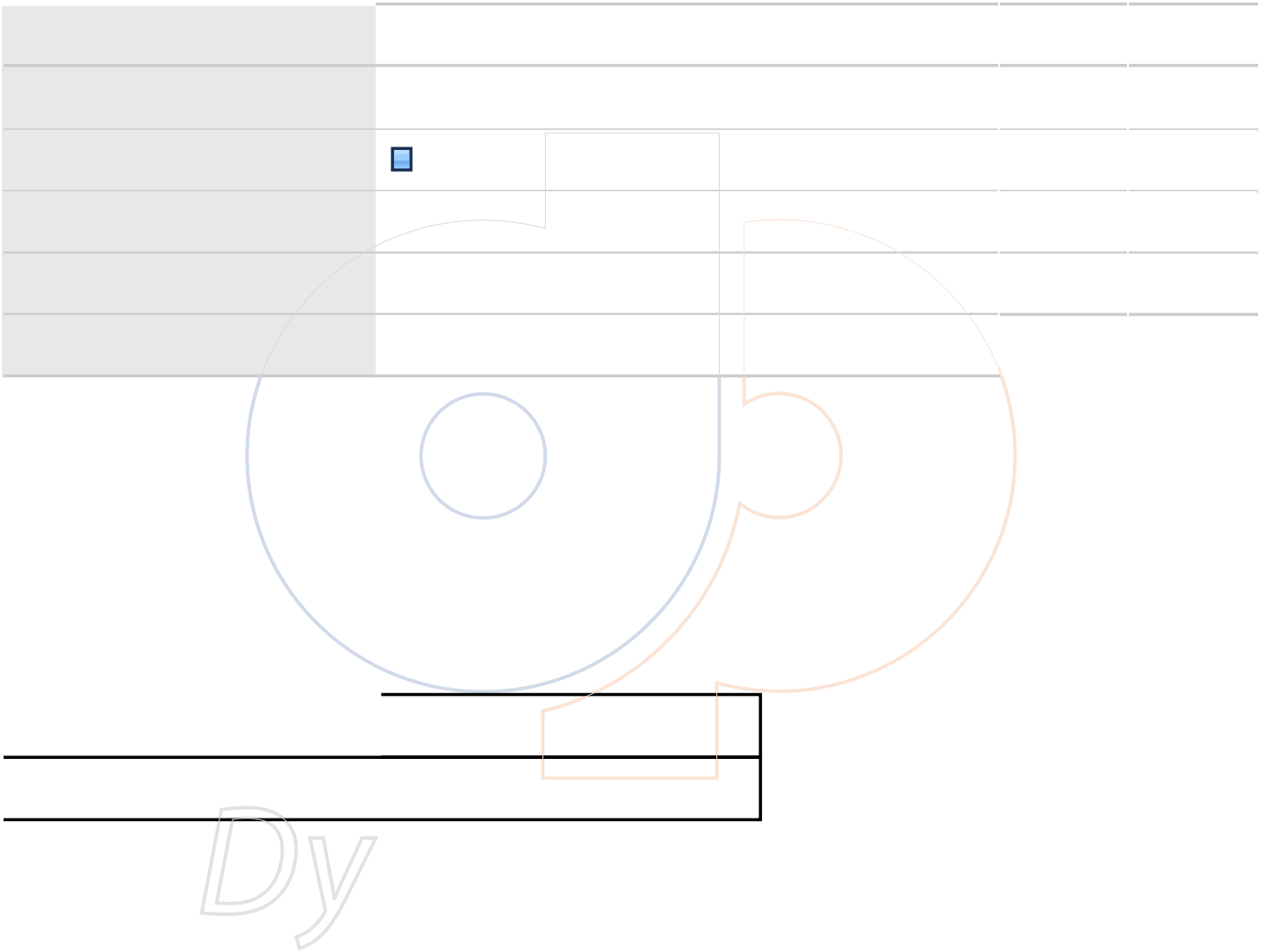
16. 16. In what range does your grade point average fall?


		Response Percent	Response Count
Less than 2.00		0.0%	0
2.00-2.50		2.7%	1
2.51-3.00		35.1%	13
3.01-3.50		27.0%	10
3.51-4.00		35.1%	13
answered question			37
skipped question			0

Dy



Dy








17. 17. Please identify the program/major in which you are earning a degree. If you have a double major, check both of your majors. (Note: Liberal Arts and Integrated Studies Students, check Liberal Arts or Integrated Studies. Do not check your field of study as a major.)

Middle School Education	0.0%	0
Music	0.0%	0
Music Business	0.0%	0
Nonprofit Leadership Studies	0.0%	0
Nursing	0.0%	0
Nursing/RN to BSN	0.0%	0
Nutrition, Dietetics, & Food Mgmt	0.0%	0
Occupational Safety and Health	0.0%	0
Organizational Communication	0.0%	0
Philosophy	0.0%	0
Physics	0.0%	0
Political Science	0.0%	0
Psychology	0.0%	0
Public Administration	0.0%	0
Public Relations	0.0%	0
Rec2059095 & Leisure Services	411.088 548.113 0 548.113 h W n Q BT 0 0 0 rg 0 0 0 RG 0.985 w /GS0 gs /T1_1 6.7	
answered question		37
skipped question		0




17. 17. Please identify the program/major in which you are earning a degree. If you have a double major, check both of your majors. (Note: Liberal Arts and Integrated Studies Students, check Liberal Arts or Integrated Studies. Do not check your field of study as a major.)


Television Production	0.0%	0
Theatre	0.0%	0
Wildlife & Conservation Biology	0.0%	0
answered question		37
skipped question		0

18. 20. What is the highest degree you eventually hope to receive?

		Response Percent	Response Count
Associate		0.0%	0
Baccalaureate		43.2%	16
Graduate		45.9%	17
Professional		10.8%	4
answered question			37
skipped question			0

19. 21. Which best describes your situation?



		Response Percent	Response Count
Did not change major/area		35.1%	13
Did not initially declare major/area		2.7%	1
Changed major/area		62.2%	23
		answered question	37
		skipped question	0







Dy

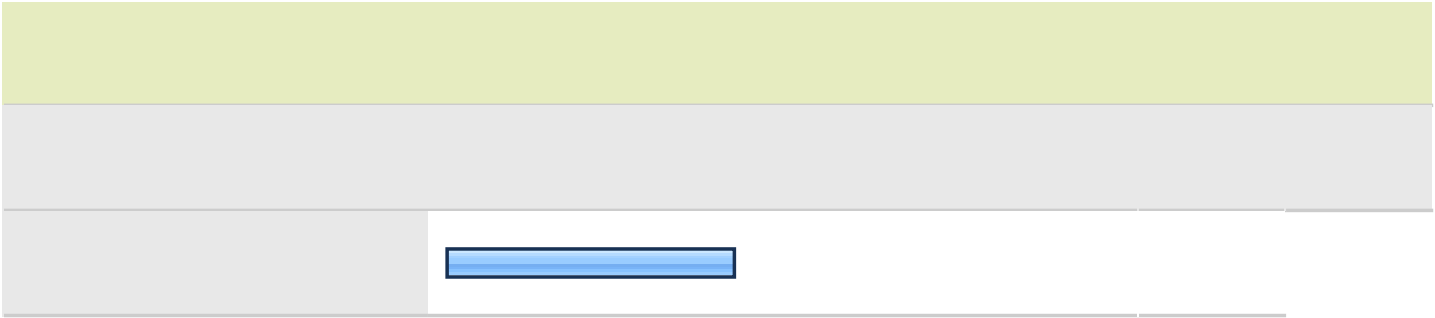
24. 26. Did you take any online courses while at Murray State?

		Response Percent	Response Count
Yes		91.9%	34
No		8.1%	3
answered question			37
skipped question			0

25. 27. Did it take you an extra semester or more to complete degree requirements at Murray State?

		Response Percent	Response Count
Yes		51.4%	19
No		48.6%	18
answered question			37
skipped question			0

Dy





Dy



26. 28. Why did it take you an extra semester or more?

answered question	19
skipped question	18

27. 29. Did you have trouble getting any course(s) you needed while at Murray State?

		Response Percent	Response Count
Yes		18.9%	7
No		81.1%	30
		answered question	37
		skipped question	0

28. 30. Why did you have trouble getting the course?

		Response Percent	Response Count
The course was not offered the semester I needed it.		85.7%	6
The course was not offered at hours convenient to my work schedule.		0.0%	0
The course was not offered at hours suitable for my school schedule.		14.3%	1
All course sections were closed.		0.0%	0
I was unaware of the prerequisites for the course.		0.0%	0
		answered question	7
		skipped question	30





29. 31. Which statement best describes your experience with off-campus coop/internship?

		Response Percent	Response Count
Cannot judge; I did not have one.		73.0%	27
My experience was very valuable.		10.8%	4
My experience was valuable.		10.8%	4
My experience was of little value.		2.7%	1
My experience was of no value.		2.7%	1
answered question			37
skipped question			0

30. 32. Which statement best describes your experience with on-campus faculty-directed research, scholarly, or creative project?

		Response Percent	Response Count
Cannot judge; I did not have one.		29.7%	11
My experience was very valuable.		35.1%	13
My experience was valuable.		18.9%	7
My experience was of little value.		13.5%	5
My experience was of no value.		2.7%	1
answered question			37
skipped question			0

31. 33. Which statement best describes your experience with academic advising in your major/area?


		Response Percent	Response Count
Cannot judge; I did not make use of the opportunity.		8.1%	3
I was satisfied with information my adviser provided.		78.4%	29
Advice was inaccurate, incomplete, or misleading.		10.8%	4
My adviser was not available.		2.7%	1
		answered question	37
		skipped question	0

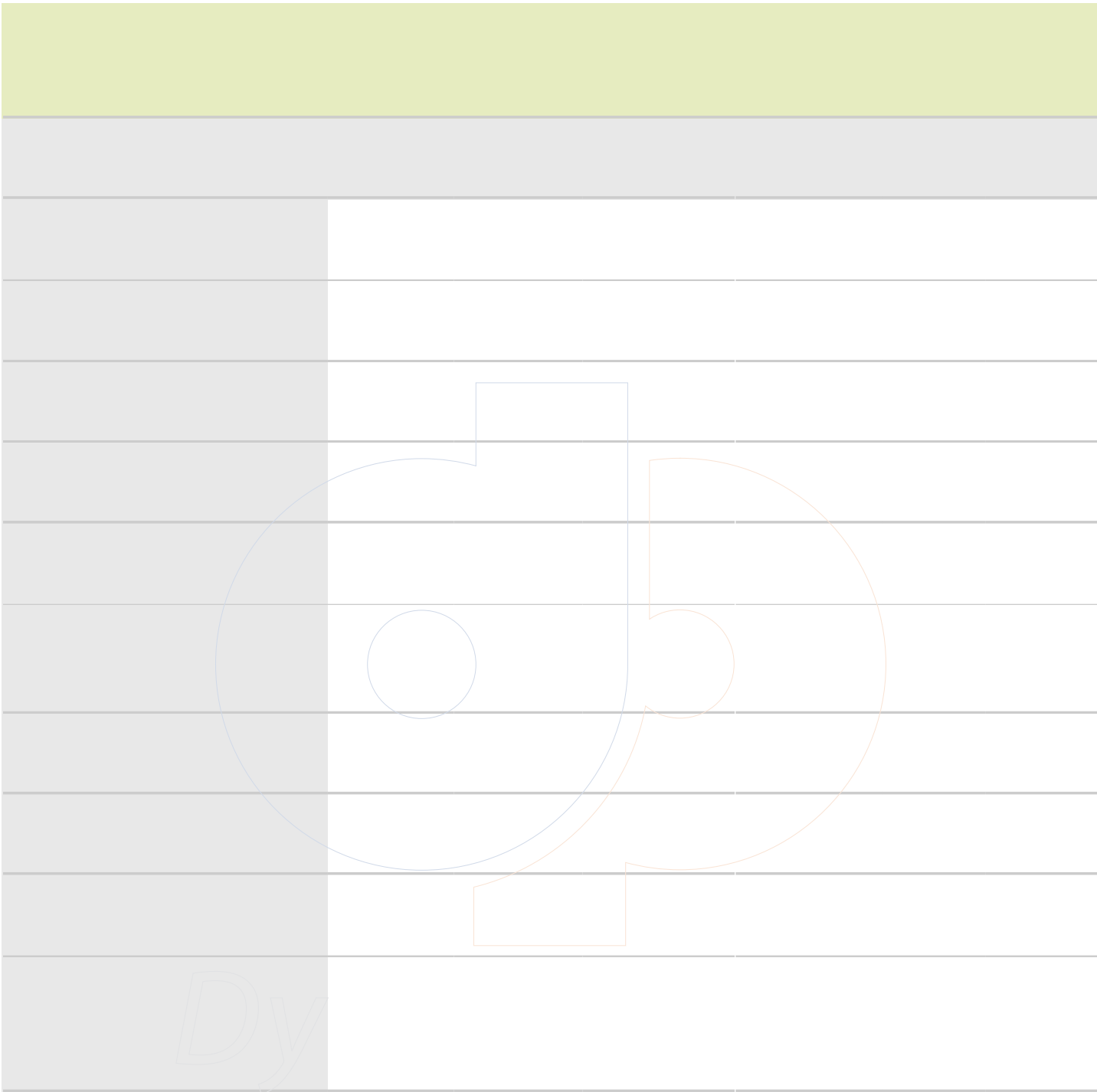
Dy


31. 33. Which statement best describes your experience with academic advising in your major/area?

answered question 37

skipped question 0





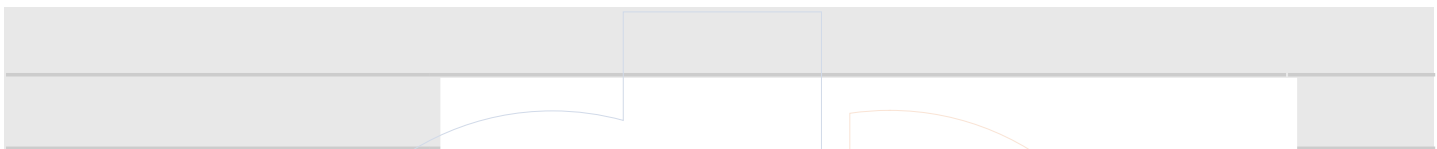


Dy

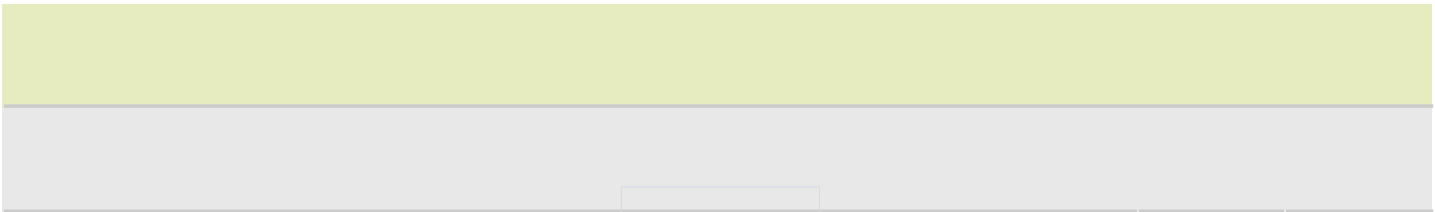

34. Questions 56-89 For each of these services, activities or programs that you used, please indicate the extent to which you were satisfied that they met your needs. For those that you did not use, mark the "Did Not Use" option.

82. Student Disability Services (SDS)	11.8% (4)	11.8% (4)	5.9% (2)	0.0% (0)	70.6% (24)	3.20	34
83. Transcript requests	18.2% (6)	45.5% (15)	3.0% (1)	0.0% (0)	33.3% (11)	3.23	33
84. Student Support Services (SSS)	9.1% (3)	33.3% (11)	6.1% (2)	0.0% (0)	51.5% (17)	3.06	33
85. Transfer Center	26.5% (9)	41.2% (14)	5.9% (2)	0.0% (0)	26.5% (9)	3.28	34
86. University Counseling Services	11.8% (4)	14.7% (5)	2.9% (1)	0.0% (0)	70.6% (24)	3.30	34
87. Veteran Services	8.8% (3)	8.8% (3)	0.0% (0)	0.0% (0)	82.4% (28)	3.50	34
88. Wellness Center	14.7% (5)	17.6% (6)	0.0% (0)	0.0% (0)	67.6% (23)	3.45	34
89. Women's Center	6.1% (2)	9.1% (3)	3.0% (1)	0.0% (0)	81.8% (27)	3.17	33
answered question							35
skipped question							2

Dy




Dy



Dy



Dy





38. Questions 93-102 The University has formulated ten desired "Characteristics of the Murray State University Graduate." Please indicate how effective your MSU experience was in enhancing your abilities in each area.

100. Understand the importance of the behaviors necessary to maintain a healthy lifestyle;	41.2% (14)	55.9% (19)	0.0% (0)	2.9% (1)	3.35	34
101. Demonstrate mastery of a chosen field of study;	41.2% (14)	52.9% (18)	5.9% (2)	0.0% (0)	3.35	34
102. Value intellectual pursuit and continuous learning in a changing world.	35.3% (12)	55.9% (19)	2.9% (1)	5.9% (2)	3.21	34
answered question						34
skipped question						3


Dy



Dy



Dy







Dy





41. 105. If you intend to work full-time, what do you expect your salary to be?

answered question	34
skipped question	3

42. 106. If you intend to continue your education, please indicate which statement best describes the institution you will attend.

		Response Percent	Response Count
Murray State University		50.0%	17
University/College in Kentucky		11.8%	4
University/College outside Kentucky		5.9%	2
Does not apply		32.4%	11
		answered question	34
		skipped question	3

43. 107. "I would recommend Murray State University to a prospective student."

		Response Percent	Response Count
Strongly agree		70.6%	24
Agree		23.5%	8
Disagree		2.9%	1
Strongly disagree		2.9%	1
		answered question	34
		skipped question	3

44. Feedback:

	Response Count
	8
answered question	8
skipped question	29



45. 17. Please identify the program/major in which you are earning a degree. If you have a double major, check both of your majors. (Note: Liberal Arts and Integrated Studies Students, check Liberal Arts or Integrated Studies. Do not check your field of study as a major.)

	Response Percent	Response Count
Accounting	0.0%	0
Advertising	0.0%	0
Business Administration (associate's)	0.0%	0
Business Administration (bachelor's)	0.0%	0
Business GIS (certificate)	0.0%	0
Computer Information Systems	0.0%	0
Computer Science	0.0%	0
Economics	0.0%	0
Finance	0.0%	0
Graphic Communications Media	0.0%	0
International Business	0.0%	0
Journalism	0.0%	0
Management	0.0%	0
Marketing	0.0%	0
Organizational Communication	0.0%	0
Public Relations	0.0%	0
Television Production	0.0%	0
Telecommunications Systems Mgmt	0.0%	0
	answered question	0
	skipped question	37



Dy



45. 17. Please identify the program/major in which you are earning a degree. If you have a double major, check both of your majors. (Note: Liberal Arts and Integrated Studies Students, check Liberal Arts or Integrated Studies. Do not check your field of study as a major.)

Integrated Studies (BIS)	0.0%	0
General Studies (associate's)	0.0%	0
answered question		0
skipped question		37

