

MSU Senior Survey



1. 1. Graduation Date



Month

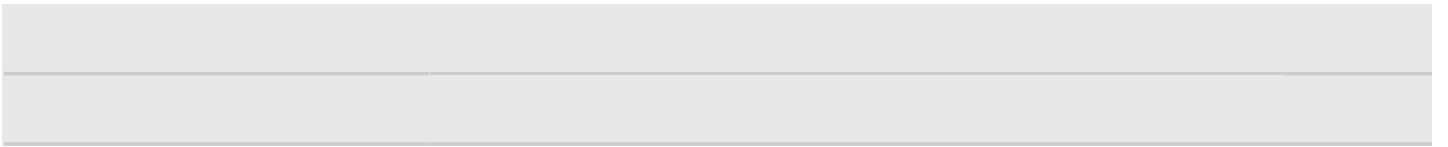
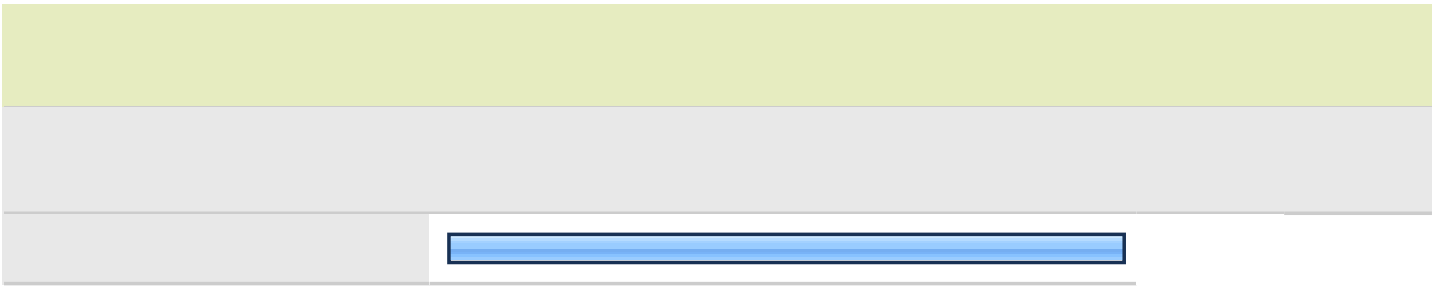
	May	August	December	Response Count
Please select the month and year that you plan to graduate:	100.0% (5)	0.0% (0)	0.0% (0)	5

Year


	2012	2013	2014	2015	2016	2017	2018	2019	2020	Response Count
Please select the month and year that you plan to graduate:	0.0% (0)	0.0% (0)	0.0% (0)	0.0% (0)	100.0% (5)	0.0% (0)	0.0% (0)	0.0% (0)	0.0% (0)	5
answered question										5
skipped question										0

2. 2. Gender



		Response Percent	Response Count
Female		60.0%	3
Male		40.0%	2
answered question			5
skipped question			0




8. 8. Has either of your parents received a degree from MSU?

		Response Percent	Response Count
Yes		0.0%	0
No		100.0%	5
answered question			5
skipped question			0


9. 9. What was your original entry status to MSU?

		Response Percent	Response Count
Freshman		80.0%	4
Transfer from community college/technical school		0.0%	0
Transfer from 4-yr institution		20.0%	1
answered question			5
skipped question			0



10. 10. How many credits were transferred?

		Response Percent	Response Count
12 or fewer		100.0%	1
13-30		0.0%	0
31-60		0.0%	0
Over 60		0.0%	0
answered question			1
skipped question			4

11. 11. Approximately what percent of your University Studies (general education) classes did you take at MSU?

		Response Percent	Response Count
Under 25%		0.0%	0
25-49%		0.0%	0
50-74%		0.0%	0
75-100%		100.0%	1
answered question			1
skipped question			4

12. 12. What has been your attendance status at MSU?

		Response Percent	Response Count
Primarily full-time		80.0%	4
Primarily part-time		20.0%	1
answered question			5
skipped question			0

13. 13. In which Residential College are you a member?

answered question	5
skipped question	0

14. 14. Have you ever received any type of Financial Aid while at MSU? (scholarships, grants, work-study, etc.)

0




answered question	5
skipped question	0

0



0





17. 17. Please identify the program/major in which you are earning a degree. If you have a double major, check both of your majors. (Note: Liberal Arts and Integrated Studies Students, check Liberal Arts or Integrated Studies. Do not check your field of study as a major.)

	Response Percent	Response Count
Accounting	0.0%	0
Advertising	0.0%	0
Agricultural Science & Technology (associate's)	0.0%	0
Agricultural Science (bachelor's)	0.0%	0
Animal Technology/Animal-Equine	0.0%	0
Animal Technology/Vet Tech, Pre-Vet	0.0%	0
Applied Physics	0.0%	0
Art	0.0%	0
Athletic Training	0.0%	0
Biology	0.0%	0
Business Administration (associate's)	0.0%	0
Business Administration (bachelor's)	0.0%	0
Career & Technical Education (associate's)	0.0%	0
Career & Technical Education (bachelor's)	0.0%	0
Chemistry	0.0%	0
Civil Engineering Technology (associate's)	0.0%	0
	answered question	5
	skipped question	0


17. 17. Please identify the program/major in which you are earning a degree. If you have a double major, check both of your majors. (Note: Liberal Arts and Integrated Studies Students, check Liberal Arts or Integrated Studies. Do not check your field of study as a major.)




Civil Engineering Technology (bachelor's)	0.0%	0
Communication Disorders	0.0%	0
Community Health	0.0%	0
Computer Information Systems	0.0%	0
Computer Science	0.0%	0
Creative Writing (BFA)	0.0%	0
Criminal Justice	0.0%	0
Economics	0.0%	0
Electromechanical Engineering Technology	0.0%	0
Elementary School Education	0.0%	0
Engineering Graphics & Design	0.0%	0
Engineering Physics	0.0%	0
English	0.0%	0
English Education (TESOL)	0.0%	0
Exercise Science	0.0%	0
Finance	0.0%	0
French	0.0%	0
General Studies (associate's)	0.0%	0
Geosciences	0.0%	0
German	0.0%	0
	answered question	5
	skipped question	0





17. 17. Please identify the program/major in which you are earning a degree. If you have a double major, check both of your majors. (Note: Liberal Arts and Integrated Studies Students, check Liberal Arts or Integrated Studies. Do not check your field of study as a major.)


Television Production		0.0%	0
Theatre		100.0%	5
answered question			5
skipped question			0


19. 21. Which best describes your situation?

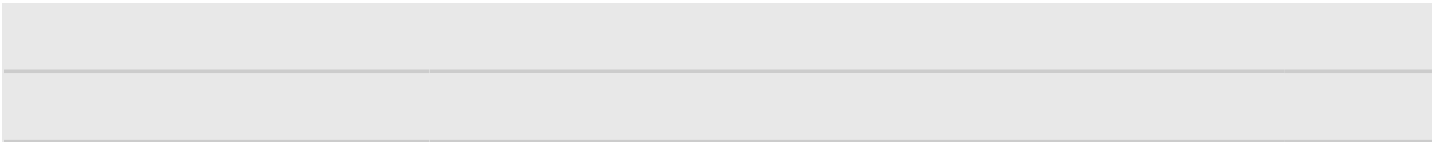

		Response Percent	Response Count
Did not change major/area		80.0%	4
Did not initially declare major/area		0.0%	0
Changed major/area		20.0%	1
		answered question	5
		skipped question	0

22. 24. What time would you have preferred?

		Response Percent	Response Count
Late afternoon		0.0%	0
Evening		0.0%	0
Weekend		100.0%	1
During the day		0.0%	0
Online		0.0%	0
answered question			1
skipped question			4

23. 25. Which best describes the location where you completed the majority of your courses?

		Response Percent	Response Count
Murray		100.0%	5
Paducah		0.0%	0
Ft. Campbell		0.0%	0
Madisonville		0.0%	0
Hopkinsville		0.0%	0
Henderson		0.0%	0
Online		0.0%	0
Other (please specify)		0.0%	0
answered question			5
skipped question			0





29. 31. Which statement best describes your experience with off-campus coop/internship?

		Response Percent	Response Count
Cannot judge; I did not have one.		60.0%	3
My experience was very valuable.		20.0%	1
My experience was valuable.		0.0%	0
My experience was of little value.		20.0%	1
My experience was of no value.		0.0%	0
		answered question	5
		skipped question	0

30. 32. Which statement best describes your experience with on-campus faculty-directed research, scholarly, or creative project?

		Response Percent	Response Count
Cannot judge; I did not have one.		60.0%	3
My experience was very valuable.		20.0%	1
My experience was valuable.		20.0%	1
My experience was of little value.		0.0%	0
My experience was of no value.		0.0%	0
		answered question	5
		skipped question	0

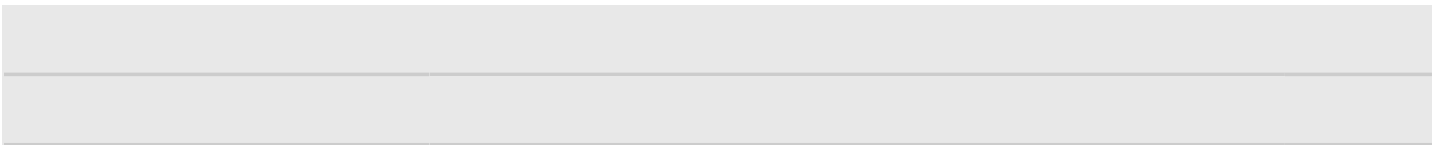


31. 33. Which statement best describes your experience with academic advising in your major/area?


		Response Percent	Response Count
Cannot judge; I did not make use of the opportunity.		0.0%	0
I was satisfied with information my adviser provided.		60.0%	3
Advice was inaccurate, incomplete, or misleading.		40.0%	2
My adviser was not available.		0.0%	0
		answered question	5
		skipped question	0


31. 33. Which statement best describes your experience with academic advising in your major/area?

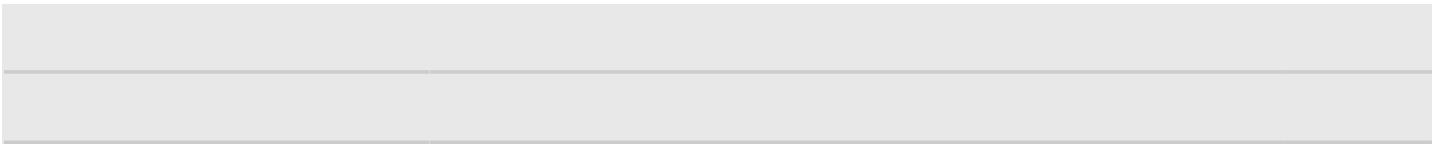

answered question 5

skipped question 0









34. Questions 56-89 For each of these services, activities or programs that you used, please indicate the extent to which you were satisfied that they met your needs. For those that you did not use, mark the "Did Not Use" option.


69. Internet and wireless access for study and research needs	40.0% (2)	40.0% (2)	20.0% (1)	0.0% (0)	0.0% (0)	3.20	5
70. Intramural Sports and Recreation	0.0% (0)	0.0% (0)	0.0% (0)	0.0% (0)	100.0% (5)	0.00	5
71. LGBT programs	0.0% (0)	0.0% (0)	0.0% (0)	0.0% (0)	100.0% (5)	0.00	5
72. Lowry Center/Developmental courses and tutoring	0.0% (0)	0.0% (0)	0.0% (0)	0.0% (0)	100.0% (5)	0.00	5
73. Library	40.0% (2)	60.0% (3)	0.0% (0)	0.0% (0)	0.0% (0)	3.40	5
74. MSU web site	25.0% (1)	75.0% (3)	0.0% (0)	0.0% (0)	0.0% (0)	3.25	4
75. NCAA Sports	0.0% (0)	0.0% (0)	0.0% (0)	0.0% (0)	100.0% (5)	0.00	5
76. Online courses that are not Blackboard or Canvas	20.0% (1)	20.0% (1)	0.0% (0)	0.0% (0)	60.0% (3)	3.50	5
77. Public Safety/Security Services	40.0% (2)	0.0% (0)	20.0% (1)	0.0% (0)	40.0% (2)	3.33	5
78. Registration through myGate	40.0% (2)	60.0% (3)	0.0% (0)	0.0% (0)	0.0% (0)	3.40	5
79. Residential College programming and activities	0.0% (0)	20.0% (1)	0.0% (0)	0.0% (0)	80.0% (4)	3.00	5
80. Scholarships/grants/student employment	20.0% (1)	40.0% (2)	0.0% (0)	0.0% (0)	40.0% (2)	3.33	5
81. Services for non-traditional students	20.0% (1)	0.0% (0)	0.0% (0)	0.0% (0)	80.0% (4)	4.00	5
82. Student Disability Services (SDS)	20.0% (1)	0.0% (0)	0.0% (0)	0.0% (0)	80.0% (4)	4.00	5
					answered question		5
					skipped question		0

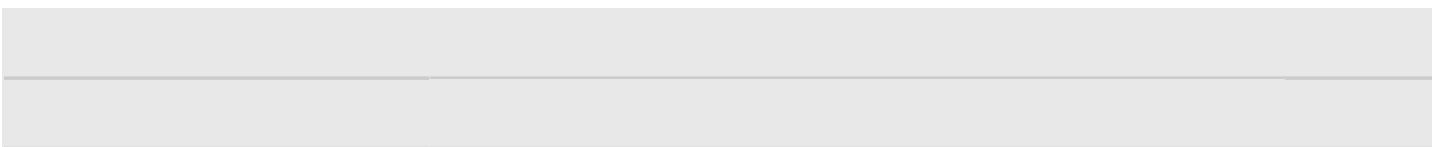
36. 91. Which phrase best describes your opinion of Residential Colleges?

		Response Percent	Response Count
Not familiar with Residential Colleges		20.0%	1
Very positive		0.0%	0
Positive		80.0%	4
Negative		0.0%	0
Very negative		0.0%	0
		answered question	5
		skipped question	0

37. 92. When you graduate how many times will you have studied abroad during your university career?

		Response Percent	Response Count
None		20.0%	1
One		80.0%	4
Two		0.0%	0
Three or more		0.0%	0
		answered question	5
		skipped question	0





38. Questions 93-102 The University has formulated ten desired "Characteristics of the Murray State University Graduate." Please indicate how effective your MSU experience was in enhancing your abilities in each area.

100. Understand the importance of the behaviors necessary to maintain a healthy lifestyle;	20.0% (1)	80.0% (4)	0.0% (0)	0.0% (0)	3.20	5
101. Demonstrate mastery of a chosen field of study;	40.0% (2)	60.0% (3)	0.0% (0)	0.0% (0)	3.40	5
102. Value intellectual pursuit and continuous learning in a changing world.	40.0% (2)	60.0% (3)	0.0% (0)	0.0% (0)	3.40	5
					answered question	5
					skipped question	0

39. 103. What do you expect to do after you graduate?





answered question 5


skipped question 0

40. 104. If you are already employed, how closely related is your job to your field of study?

		Response Percent	Response Count
Extremely close		20.0%	1
Somewhat close		0.0%	0
Somewhat different		40.0%	2
Extremely different		0.0%	0
I cannot determine		0.0%	0
Does not apply		40.0%	2
		answered question	5
		skipped question	0

41. 105. If you intend to work full-time, what do you expect your salary to be?

		Response Percent	Response
			
			
			
			
		answered question	5
		skipped question	0

A table with a green header bar at the top, followed by a grey bar. The table has three columns and five rows. The second column contains three blue horizontal bars of varying lengths. The first and third columns are empty. The bottom two rows of the table are greyed out.

