


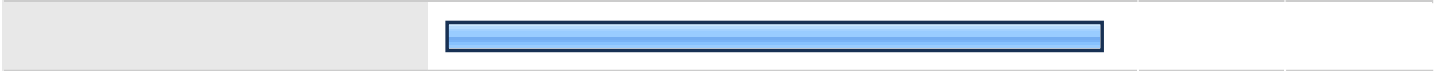







--	--	--	--	--

--	--	--	--	--

--	--	--	--	--	--	--	--	--	--	--

## 5. 5. What is your residency classification at MSU?

		Response Percent	Response Count
In-state		78.8%	41
Out-of-state		21.2%	11
International		0.0%	0
<b>answered question</b>			<b>52</b>
<b>skipped question</b>			<b>0</b>

### 5. 5. What is your residency classification at MSU?

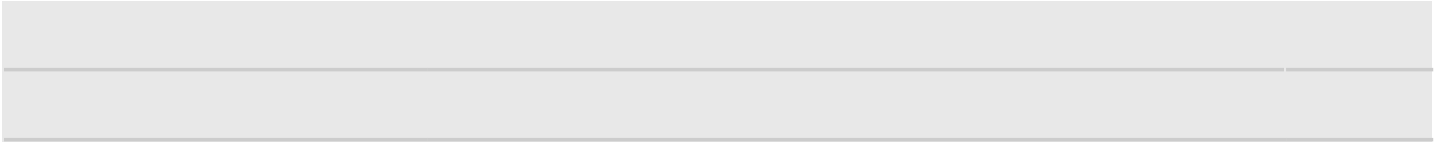
answered question	52
skipped question	0



### 6. 6. Age

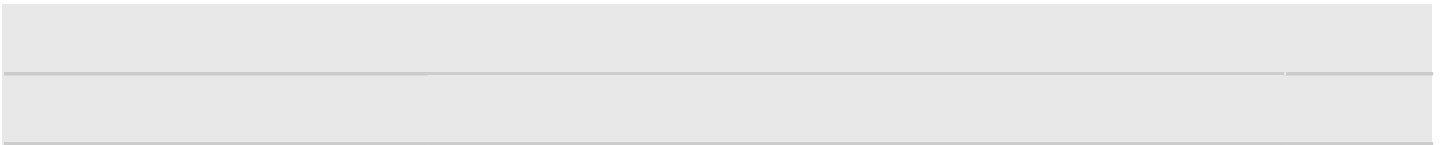
		Response Percent	Response Count
24 or younger		69.2%	36
25-34		15.4%	8
35-44		11.5%	6
45 or older		3.8%	2
		answered question	52
		skipped question	0

### 7. 7. Has either of your parents received a bachelor's degree?










		Response Percent	Response Count
Yes		43.1%	22
No		56.9%	29
		answered question	51
		skipped question	1

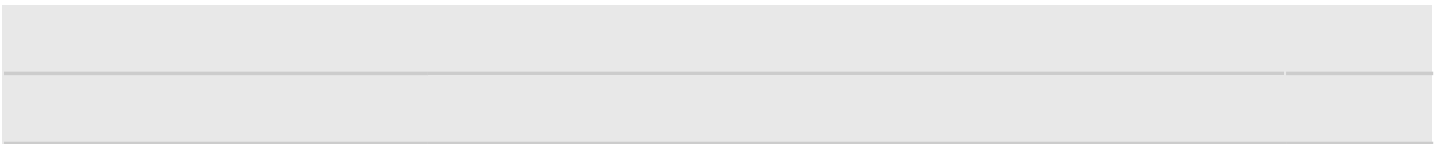
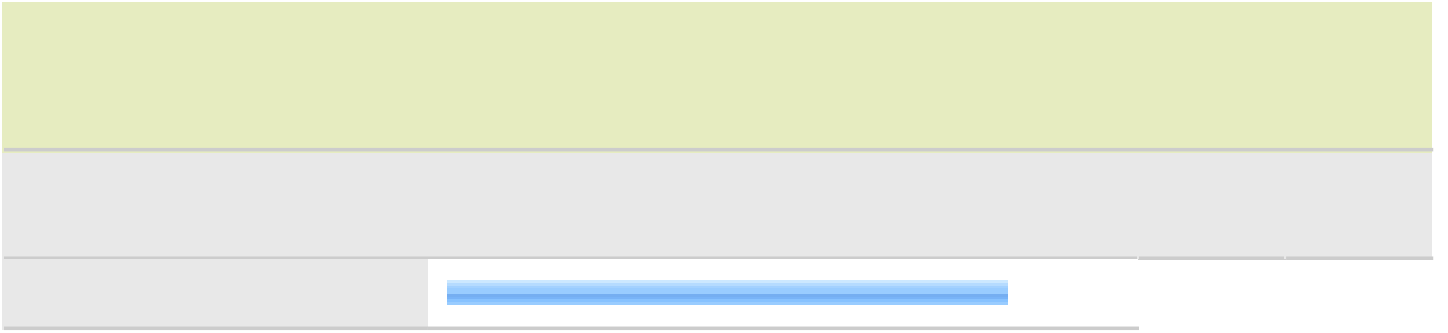














### 13. 13. In which Residential College are you a member?

		Response Percent	Response Count
Do not know		15.4%	8
Clark College		13.5%	7
<b>Elizabeth College</b>		<b>19.2%</b>	<b>10</b>
Franklin-Springer Colleges		7.7%	4
Hart College		11.5%	6
Hester College		11.5%	6
Regents College		9.6%	5
Richmond College		7.7%	4
White College		3.8%	2
		<b>answered question</b>	<b>52</b>
		<b>skipped question</b>	<b>0</b>



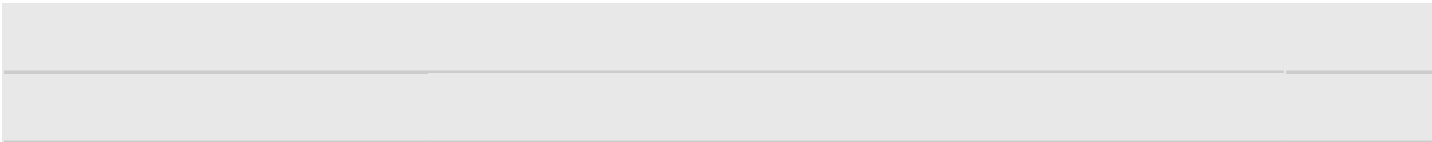









**17. 17. Please identify the program/major in which you are earning a degree. If you have a double major, check both of your majors. (Note: Liberal Arts and Integrated Studies Students, check Liberal Arts or Integrated Studies. Do not check your field of study as a major.)**

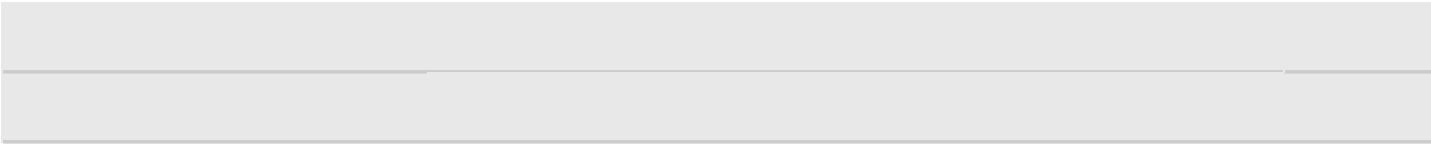


Civil Engineering Technology (bachelor's)	0.0%	0
Communication Disorders	0.0%	0
Community Health	0.0%	0
Computer Information Systems	0.0%	0
Computer Science	0.0%	0
Creative Writing (BFA)	0.0%	0
Criminal Justice	0.0%	0
Economics	0.0%	0
Electromechanical Engineering Technology	0.0%	0
Elementary School Education	0.0%	0
Engineering Graphics & Design	0.0%	0
Engineering Physics	0.0%	0
English	0.0%	0
English Education (TESOL)	0.0%	0
Exercise Science	0.0%	0
Finance	0.0%	0
French	0.0%	0
General Studies (associate's)	0.0%	0
Geosciences	0.0%	0
German	0.0%	0
<b>answered question</b>		<b>52</b>
<b>skipped question</b>		<b>0</b>








	□



**19. 21. Which best describes your situation?**

answered question

52

skipped question

**19. 21. Which best describes your situation?**

answered question	52
skipped question	0

**20. 22. While school was in session during the past year, how many hours per week, on average, did you work for pay?**


		Response Percent	Response Count
Did not work		19.2%	10
Worked 1-10 hrs		5.8%	3
<b>Worked 11-20 hrs</b>		<b>25.0%</b>	<b>13</b>
Worked 21-30 hrs		9.6%	5
Worked 31-40 hrs		15.4%	8
<b>Worked over 40 hrs</b>		<b>25.0%</b>	<b>13</b>
		answered question	52
		skipped question	0

**21. 23. For the most part, were classes offered at times convenient to you?**




		Response Percent	Response Count
Yes		98.1%	51
No		1.9%	1
		answered question	52
		skipped question	0





## 22. 24. What time would you have preferred?

		Response Percent	Response Count
Late afternoon		0.0%	0
<b>Evening</b>		<b>100.0%</b>	<b>1</b>
Weekend		0.0%	0
During the day		0.0%	0
Online		0.0%	0
<b>answered question</b>			<b>1</b>
<b>skipped question</b>			<b>51</b>



## 23. 25. Which best describes the location where you completed the majority of your courses?

		Response Percent	Response Count
<b>Murray</b>		<b>72.5%</b>	<b>37</b>
Paducah		3.9%	2
Ft. Campbell		0.0%	0
Madisonville		0.0%	0
Hopkinsville		0.0%	0
Henderson		0.0%	0
Online		23.5%	12
Other (please specify)		0.0%	0
<b>answered question</b>			<b>51</b>
<b>skipped question</b>			<b>1</b>






**24. 26. Did you take any online courses while at Murray State?**

		Response Percent	Response Count
Yes		76.9%	40
No		23.1%	12
answered question			52
skipped question			0

**25. 27. Did it take you an extra semester or more to complete degree requirements at Murray State?**

		Response Percent	Response Count
Yes		32.7%	17
No		67.3%	35
answered question			52
skipped question			0



## 26. 28. Why did it take you an extra semester or more?

		Response Percent	Response Count
Work obligation limited my enrollment.		37.5%	6
Family obligations limited my enrollment.		25.0%	4
Tuition and other costs of attendance limited my enrollment.		0.0%	0
A decision to change majors added to my requirements.		18.8%	3
A required course or courses were not offered.		0.0%	0
Credits were lost transferring to Murray State.		18.8%	3
Other (please specify)		31.3%	5
		<b>answered question</b>	<b>16</b>
		<b>skipped question</b>	<b>36</b>





### 26. 28. Why did it take you an extra semester or more?

answered question	16
skipped question	36

### 27. 29. Did you have trouble getting any course(s) you needed while at Murray State?

		Response Percent	Response Count
Yes		15.4%	8
No		84.6%	44
		answered question	52
		skipped question	0

### 28. 30. Why did you have trouble getting the course?


		Response Percent	Response Count
The course was not offered the semester I needed it.		12.5%	1
The course was not offered at hours convenient to my work schedule.		25.0%	2
The course was not offered at hours suitable for my school schedule.		25.0%	2
<b>All course sections were closed.</b>		<b>37.5%</b>	<b>3</b>
I was unaware of the prerequisites for the course.		0.0%	0
		answered question	8
		skipped question	44

### 29. 31. Which statement best describes your experience with off-campus coop/internship?

		Response Percent	Response Count
<b>Cannot judge; I did not have one.</b>		<b>69.4%</b>	<b>34</b>
My experience was very valuable.		22.4%	11
My experience was valuable.		6.1%	3
My experience was of little value.		2.0%	1
My experience was of no value.		0.0%	0
<b>answered question</b>			<b>49</b>
<b>skipped question</b>			<b>3</b>

### 30. 32. Which statement best describes your experience with on-campus faculty-directed research, scholarly, or creative project?

		Response Percent	Response Count
<b>Cannot judge; I did not have one.</b>		<b>65.3%</b>	<b>32</b>
My experience was very valuable.		10.2%	5
My experience was valuable.		20.4%	10
My experience was of little value.		4.1%	2
My experience was of no value.		0.0%	0
<b>answered question</b>			<b>49</b>
<b>skipped question</b>			<b>3</b>



**31. 33. Which statement best describes your experience with academic advising in your major/area?**

**answered question 49**

**skipped question 3**




**32. Questions 34-48 For each of these items, indicate the extent to which you were satisfied.**

46 Effectiveness of library personnel in meeting your information needs	31.9% (15)	<b>61.7% (29)</b>	4.3% (2)	2.1% (1)	3.23	47
47. Access to on-hand or electronic library resources	29.2% (14)	<b>66.7% (32)</b>	2.1% (1)	2.1% (1)	3.23	48
48. Computer, individual and group work spaces available within University Libraries (Waterfield, Pogue and Overby)	22.9% (11)	<b>56.3% (27)</b>	16.7% (8)	4.2% (2)	2.98	48
					<b>answered question</b>	<b>48</b>
					<b>skipped question</b>	<b>4</b>

**33. Questions 49-55 University Studies is designed to offer you a broad base of skills and knowledge and to prepare you for upper division study. Please indicate how effective University Studies at Murray State was in helping you achieve these goals.**

	<b>Very effective</b>	<b>Effective</b>	<b>Ineffective</b>	<b>Very ineffective</b>	<b>Rating Average</b>	<b>Rating Count</b>
49. Writing skills	27.1% (13)	<b>64.6% (31)</b>	8.3% (4)	0.0% (0)	3.19	48
50. Speaking skills	35.4% (17)	<b>62.5% (30)</b>	2.1% (1)	0.0% (0)	3.33	48
51. Critical thinking skills	37.5% (18)	<b>56.3% (27)</b>	6.3% (3)	0.0% (0)	3.31	48
52. Technology skills/computer skills	31.3% (15)	<b>62.5% (30)</b>	6.3% (3)	0.0% (0)	3.25	48
53. General knowledge in the liberal arts and sciences	27.1% (13)	<b>60.4% (29)</b>	12.5% (6)	0.0% (0)	3.15	48
54. International perspectives	25.0% (12)	<b>58.3% (28)</b>	16.7% (8)	0.0% (0)	3.08	48
55. Stimulation of interest in areas outside your chosen field of study	38.3% (18)	<b>51.1% (24)</b>	10.6% (5)	0.0% (0)	3.28	47
					<b>answered question</b>	<b>48</b>
					<b>skipped question</b>	<b>4</b>




**34. Questions 56-89** For each of these services, activities or programs that you used, please indicate the extent to which you were satisfied that they met your needs. For those that you did not use, mark the "Did Not Use" option.


68. International student support services	2.1% (1)	8.3% (4)	0.0% (0)	0.0% (0)	<b>89.6% (43)</b>	3.20	48
69. Internet and wireless access for study and research needs	25.0% (12)	<b>39.6% (19)</b>	10.4% (5)	0.0% (0)	25.0% (12)	3.19	48
70. Intramural Sports and Recreation	20.8% (10)	31.3% (15)	4.2% (2)	0.0% (0)	<b>43.8% (21)</b>	3.30	48
71. LGBT programs	4.2% (2)	8.3% (4)	2.1% (1)	0.0% (0)	<b>85.4% (41)</b>	3.14	48
72. Lowry Center/Developmental courses and tutoring	8.5% (4)	17.0% (8)	0.0% (0)	0.0% (0)	<b>74.5% (35)</b>	3.33	47
73. Library	29.8% (14)	<b>46.8% (22)</b>	0.0% (0)	0.0% (0)	23.4% (11)	3.39	47
74. MSU web site	39.6% (19)	<b>50.0% (24)</b>	4.2% (2)	2.1% (1)	4.2% (2)	3.33	48
75. NCAA Sports	25.0% (12)	22.9% (11)	4.2% (2)	0.0% (0)	<b>47.9% (23)</b>	3.40	48
76. Online courses that are not Blackboard or Canvas	14.6% (7)	22.9% (11)	6.3% (3)	6.3% (3)	<b>50.0% (24)</b>	2.92	48
77. Public Safety/Security Services	22.9% (11)	<b>35.4% (17)</b>	8.3% (4)	0.0% (0)	33.3% (16)	3.22	48
78. Registration through myGate	31.9% (15)	<b>61.7% (29)</b>	4.3% (2)	0.0% (0)	2.1% (1)	3.28	47
79. Residential College programming and activities	29.8% (14)	23.4% (11)	4.3% (2)	2.1% (1)	<b>40.4% (19)</b>	3.36	47
80. Scholarships/grants/student employment	29.2% (14)	<b>41.7% (20)</b>	6.3% (3)	4.2% (2)	18.8% (9)	3.18	48
81. Services for non-traditional students	10.4% (5)	16.7% (8)	6.3% (3)	2.1% (1)	<b>64.6% (31)</b>	3.00	48
<b>answered question</b>							<b>48</b>
<b>skipped question</b>							<b>4</b>

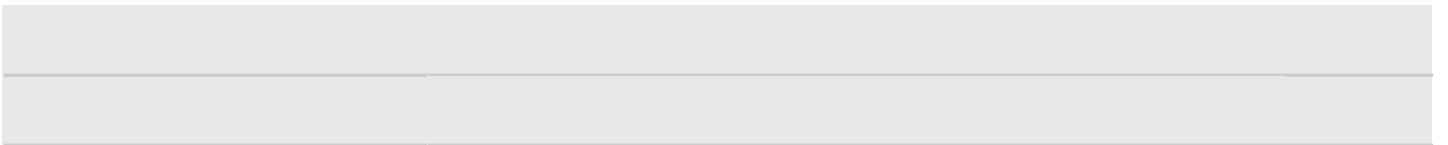
**34. Questions 56-89** For each of these services, activities or programs that you used, please indicate the extent to which you were satisfied that they met your needs. For those that you did not use, mark the "Did Not Use" option.

82. Student Disability Services (SDS)	6.4% (3)	8.5% (4)	0.0% (0)	0.0% (0)	<b>85.1% (40)</b>	3.43	47
83. Transcript requests	20.8% (10)	<b>41.7% (20)</b>	6.3% (3)	0.0% (0)	31.3% (15)	3.21	48
						<b>answered question</b>	<b>48</b>
						<b>skipped question</b>	<b>4</b>


















### 39. 103. What do you expect to do after you graduate?







		Response Percent	Response Count
I am unsure of my immediate plans.		10.4%	5
<b>I will look for a job.</b>		<b>33.3%</b>	<b>16</b>
I will continue working in the position I now have.		18.8%	9
I will work at a position I recently accepted.		20.8%	10
I will do additional undergraduate work.		0.0%	0
I will go to graduate school.		14.6%	7
I will go to law school.		2.1%	1
I will go to medical school.		0.0%	0
I will go to other professional school.		0.0%	0
I will not work or attend school.		0.0%	0
		<b>answered question</b>	<b>48</b>
		<b>skipped question</b>	<b>4</b>

### 39. 103. What do you expect to do after you graduate?

answered question 48

skipped question 4

### 40. 104. If you are already employed, how closely related is your job to your field of study?

		Response Percent	Response Count
Extremely close		31.3%	15
Somewhat close		25.0%	12
Somewhat different		2.1%	1
Extremely different		4.2%	2
I cannot determine		2.1%	1
<b>Does not apply</b>		<b>35.4%</b>	<b>17</b>
		<b>answered question</b>	<b>48</b>
		<b>skipped question</b>	<b>4</b>



