








## 5. 5. What is your residency classification at MSU?


		Response Percent	Response Count
In-state		100.0%	3
Out-of-state		0.0%	0
International		0.0%	0
		<b>answered question</b>	<b>3</b>
		<b>skipped question</b>	<b>0</b>



### 8. 8. Has either of your parents received a degree from MSU?

		Response Percent	Response Count
Yes		33.3%	1
No		66.7%	2
answered question			3
skipped question			0

### 9. 9. What was your original entry status to MSU?

		Response Percent	Response Count
Freshman		100.0%	3
Transfer from community college/technical school		0.0%	0
Transfer from 4-yr institution		0.0%	0
answered question			3
skipped question			0

### 10. 10. How many credits were transferred?


		Response Percent	Response Count
12 or fewer		0.0%	0
13-30		0.0%	0
31-60		0.0%	0
Over 60		0.0%	0
answered question			0
skipped question			3








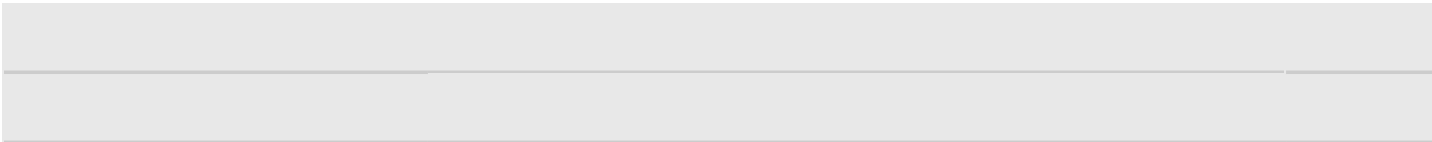











**17. 17. Please identify the program/major in which you are earning a degree. If you have a double major, check both of your majors. (Note: Liberal Arts and Integrated Studies Students, check Liberal Arts or Integrated Studies. Do not check your field of study as a major.)**

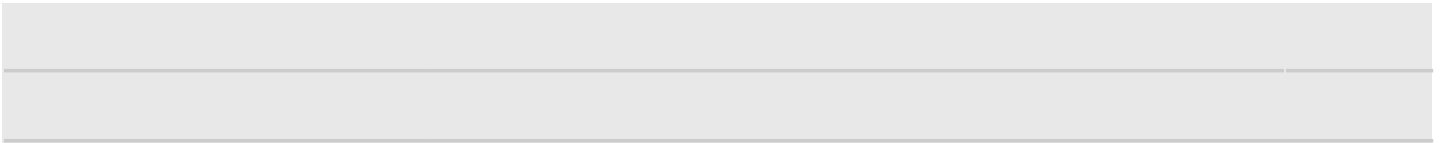
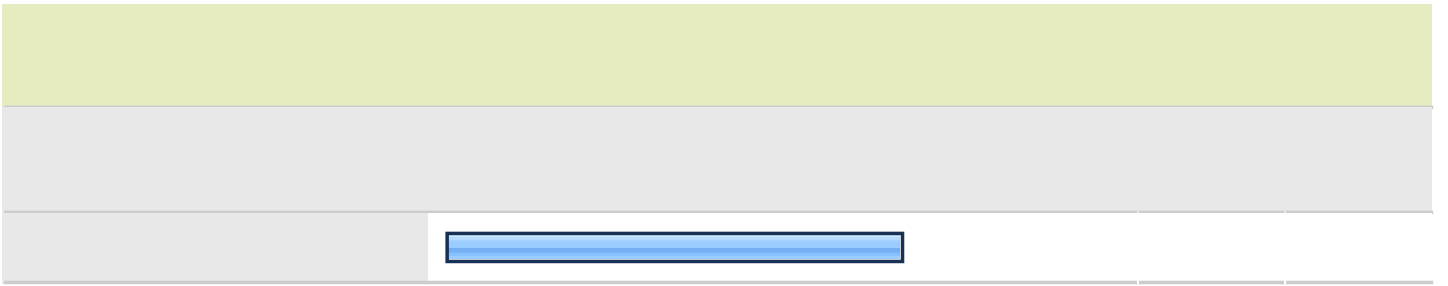
Civil Engineering Technology (bachelor's)		0.0%	0
Communication Disorders		0.0%	0
Community Health		0.0%	0
Computer Information Systems		0.0%	0
Computer Science		0.0%	0
Creative Writing (BFA)		0.0%	0
Criminal Justice		0.0%	0
Economics		0.0%	0
Electromechanical Engineering Technology		0.0%	0
Elementary School Education		0.0%	0
Engineering Graphics & Design		0.0%	0
Engineering Physics		0.0%	0
English		0.0%	0
English Education (TESOL)		0.0%	0
Exercise Science		0.0%	0
Finance		0.0%	0
<b>French</b>		<b>33.3%</b>	<b>1</b>
General Studies (associate's)		0.0%	0
Geosciences		0.0%	0
German		0.0%	0
<b>answered question</b>			<b>3</b>
<b>skipped question</b>			<b>0</b>


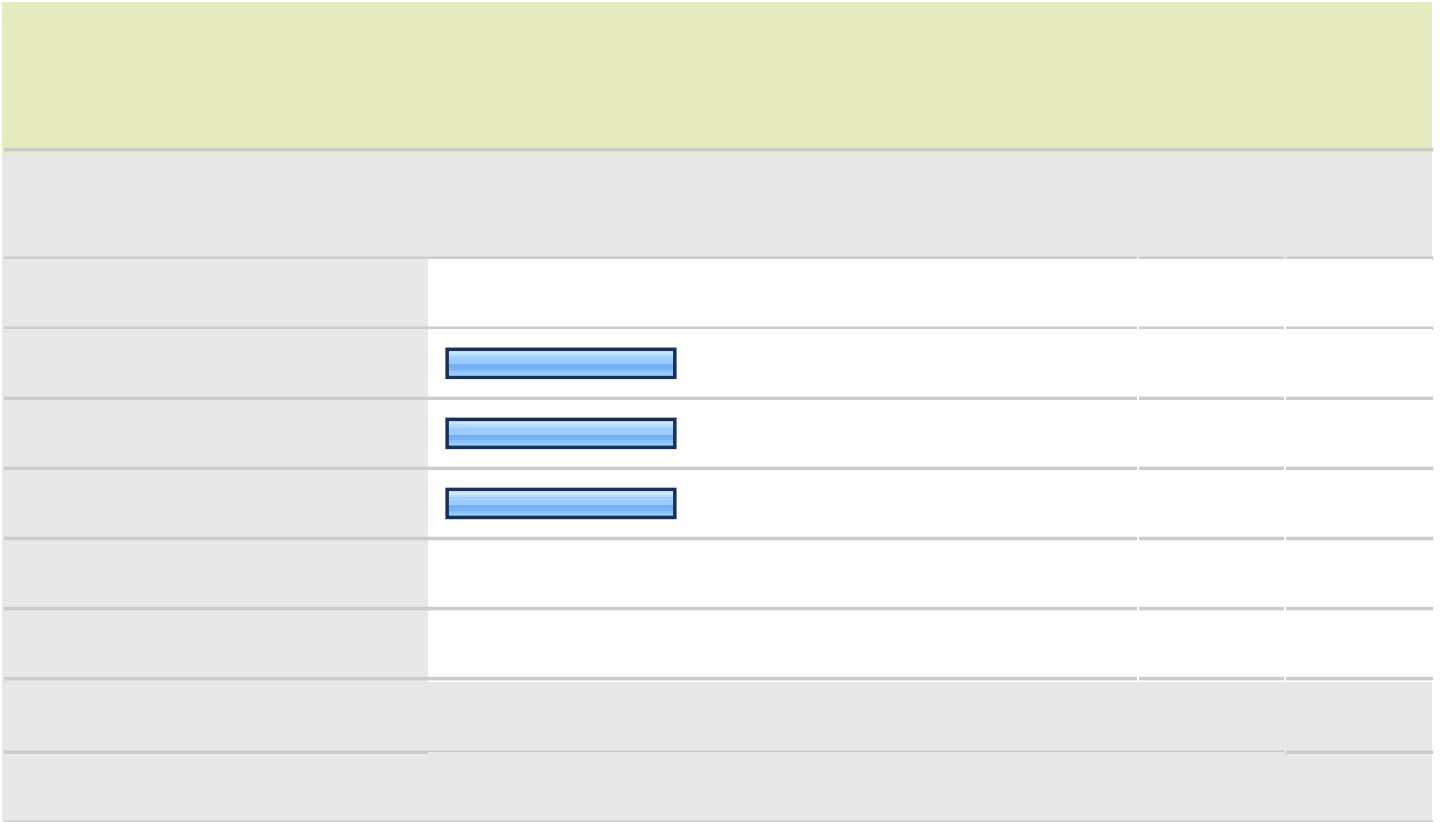



**17. 17. Please identify the program/major in which you are earning a degree. If you have a double major, check both of your majors. (Note: Liberal Arts and Integrated Studies Students, check Liberal Arts or Integrated Studies. Do not check your field of study as a major.)**

Middle School Education		0.0%	0
Music		0.0%	0
Music Business		0.0%	0
Nonprofit Leadership Studies		0.0%	0
Nursing		0.0%	0
Nursing/RN to BSN		0.0%	0
Nutrition, Dietetics, & Food Mgmt		0.0%	0
Occupational Safety and Health		0.0%	0
Organizational Communication		0.0%	0
Philosophy		0.0%	0
Physics		0.0%	0
Political Science		0.0%	0
Psychology		0.0%	0
Public Administration		0.0%	0
Public Relations		0.0%	0
Recreation & Leisure Services		0.0%	0
Social Work		0.0%	0
Sociology		0.0%	0
<b>Spanish</b>		<b>33.3%</b>	<b>1</b>
Telecommunications Systems Mgmt		0.0%	0
<b>answered question</b>			<b>3</b>
<b>skipped question</b>			<b>0</b>










## 22. 24. What time would you have preferred?

	Response Percent	Response Count
Late afternoon	0.0%	0
Evening	0.0%	0
Weekend	0.0%	0
During the day	0.0%	0
Online	0.0%	0
<b>answered question</b>		<b>0</b>
<b>skipped question</b>		<b>3</b>


## 23. 25. Which best describes the location where you completed the majority of your courses?

	Response Percent	Response Count
<b>Murray</b>	<b>100.0%</b>	<b>3</b>
Paducah	0.0%	0
Ft. Campbell	0.0%	0
Madisonville	0.0%	0
Hopkinsville	0.0%	0
Henderson	0.0%	0
Online	0.0%	0
Other (please specify)	0.0%	0
<b>answered question</b>		<b>3</b>
<b>skipped question</b>		<b>0</b>

**24. 26. Did you take any online courses while at Murray State?**

		Response Percent	Response Count
Yes		0.0%	0
No		100.0%	3
answered question			3
skipped question			0





**25. 27. Did it take you an extra semester or more to complete degree requirements at Murray State?**

		Response Percent	Response Count
Yes		0.0%	0
No		100.0%	3
answered question			3
skipped question			0

## 26. 28. Why did it take you an extra semester or more?


	Response Percent	Response Count
Work obligation limited my enrollment.	0.0%	0
Family obligations limited my enrollment.	0.0%	0
Tuition and other costs of attendance limited my enrollment.	0.0%	0
A decision to change majors added to my requirements.	0.0%	0
A required course or courses were not offered.	0.0%	0
Credits were lost transferring to Murray State.	0.0%	0
Other (please specify)	0.0%	0
	<b>answered question</b>	<b>0</b>
	<b>skipped question</b>	<b>3</b>







**31. 33. Which statement best describes your experience with academic advising in your major/area?**


	<b>answered question</b>	<b>3</b>
	<b>skipped question</b>	<b>0</b>








**34. Questions 56-89** For each of these services, activities or programs that you used, please indicate the extent to which you were satisfied that they met your needs. For those that you did not use, mark the "Did Not Use" option.

68. International student support services	<b>50.0% (1)</b>	0.0% (0)	0.0% (0)	0.0% (0)	<b>50.0% (1)</b>	4.00	2
69. Internet and wireless access for study and research needs	<b>100.0% (2)</b>	0.0% (0)	0.0% (0)	0.0% (0)	0.0% (0)	4.00	2
70. Intramural Sports and Recreation	<b>50.0% (1)</b>	0.0% (0)	0.0% (0)	0.0% (0)	<b>50.0% (1)</b>	4.00	2
71. LGBT programs	<b>50.0% (1)</b>	0.0% (0)	0.0% (0)	0.0% (0)	<b>50.0% (1)</b>	4.00	2
72. Lowry Center/Developmental courses and tutoring	<b>50.0% (1)</b>	0.0% (0)	0.0% (0)	0.0% (0)	<b>50.0% (1)</b>	4.00	2
73. Library	<b>100.0% (2)</b>	0.0% (0)	0.0% (0)	0.0% (0)	0.0% (0)	4.00	2
74. MSU web site	<b>100.0% (2)</b>	0.0% (0)	0.0% (0)	0.0% (0)	0.0% (0)	4.00	2
75. NCAA Sports	<b>100.0% (2)</b>	0.0% (0)	0.0% (0)	0.0% (0)	0.0% (0)	4.00	2
76. Online courses that are not Blackboard or Canvas	<b>50.0% (1)</b>	0.0% (0)	0.0% (0)	0.0% (0)	<b>50.0% (1)</b>	4.00	2
77. Public Safety/Security Services	<b>50.0% (1)</b>	0.0% (0)	<b>50.0% (1)</b>	0.0% (0)	0.0% (0)	3.00	2
78. Registration through myGate	<b>100.0% (2)</b>	0.0% (0)	0.0% (0)	0.0% (0)	0.0% (0)	4.00	2
79. Residential College programming and activities	<b>50.0% (1)</b>	<b>50.0% (1)</b>	0.0% (0)	0.0% (0)	0.0% (0)	3.50	2
80. Scholarships/grants/student employment	<b>50.0% (1)</b>	<b>50.0% (1)</b>	0.0% (0)	0.0% (0)	0.0% (0)	3.50	2
81. Services for non-traditional students	<b>50.0% (1)</b>	0.0% (0)	0.0% (0)	0.0% (0)	<b>50.0% (1)</b>	4.00	2
<b>answered question</b>							<b>2</b>
<b>skipped question</b>							<b>1</b>

**34. Questions 56-89**For each of these services, activities or programs that you used, please indicate the extent to which you were satisfied that they met your needs. For those that you did not use, mark the "Did Not Use" option.

82. Student Disability Services (SDS)	<b>50.0% (1)</b>	0.0% (0)	0.0% (0)	0.0% (0)	<b>50.0% (1)</b>	4.00	2
83. Transcript requests	<b>100.0% (2)</b>	0.0% (0)	0.0% (0)	0.0% (0)	0.0% (0)	4.00	2
84. Student Support Services (SSS)	<b>50.0% (1)</b>	0.0% (0)	0.0% (0)	0.0% (0)	<b>50.0% (1)</b>	4.00	2
85. Transfer Center	<b>50.0% (1)</b>	0.0% (0)	0.0% (0)	0.0% (0)	<b>50.0% (1)</b>	4.00	2
86. University Counseling Services	<b>100.0% (2)</b>	0.0% (0)	0.0% (0)	0.0% (0)	0.0% (0)	4.00	2
87. Veteran Services	<b>50.0% (1)</b>	0.0% (0)	0.0% (0)	0.0% (0)	<b>50.0% (1)</b>	4.00	2
88. Wellness Center	<b>50.0% (1)</b>	<b>50.0% (1)</b>	0.0% (0)	0.0% (0)	0.0% (0)	3.50	2
89. Women's Center	<b>50.0% (1)</b>	0.0% (0)	0.0% (0)	0.0% (0)	<b>50.0% (1)</b>	4.00	2
<b>answered question</b>							<b>2</b>
<b>skipped question</b>							<b>1</b>

### 35. 90. To what extent did you participate in Residential College activities?

		Response Percent	Response Count
<b>Did not participate</b>		<b>50.0%</b>	<b>1</b>
Frequently		0.0%	0
<b>Occasionally</b>		<b>50.0%</b>	<b>1</b>
Seldom		0.0%	0
<b>answered question</b>			<b>2</b>
<b>skipped question</b>			<b>1</b>


**35. 90. To what extent did you participate in Residential College activities?**

answered question





**38. Questions 93-102 The University has formulated ten desired "Characteristics of the Murray State University Graduate." Please indicate how effective your MSU experience was in enhancing your abilities in each area.**

	<b>Very effective</b>	<b>Effective</b>	<b>Ineffective</b>	<b>Very ineffective</b>	<b>Rating Average</b>	<b>Rating Count</b>
93. Engage in mature, independent and creative thought and express that thought effectively in oral and written communication;	<b>100.0% (2)</b>	0.0% (0)	0.0% (0)	0.0% (0)	4.00	2
94. Understand and apply the critical and scientific methodologies that academic disciplines employ to discover knowledge and ascertain its validity;	<b>50.0% (1)</b>	<b>50.0% (1)</b>	0.0% (0)	0.0% (0)	3.50	2
95. Apply sound standards of information gathering, analysis and evaluation to reach logical decisions;	<b>100.0% (2)</b>	0.0% (0)	0.0% (0)	0.0% (0)	4.00	2
96. Understand the roles and applications of science and technology in the solution of the problems of a changing world;	<b>50.0% (1)</b>	<b>50.0% (1)</b>	0.0% (0)	0.0% (0)	3.50	2
97. Demonstrate a critical understanding of the world's historical, literary, philosophical and artistic traditions;	<b>100.0% (2)</b>	0.0% (0)	0.0% (0)	0.0% (0)	4.00	2
98. Understand the dynamics of cultural diversity, of competing economic and political systems, and of complex moral and ethical issues;	<b>100.0% (2)</b>	0.0% (0)	0.0% (0)	0.0% (0)	4.00	2
99. Understand the nature of and engage in ethical behavior and responsible citizenship;	<b>100.0% (2)</b>	0.0% (0)	0.0% (0)	0.0% (0)	4.00	2
				<b>answered question</b>		<b>2</b>
				<b>skipped question</b>		<b>1</b>





### 39. 103. What do you expect to do after you graduate?

		Response Percent	Response Count
I am unsure of my immediate plans.		0.0%	0
<b>I will look for a job.</b>		<b>50.0%</b>	<b>1</b>
I will continue working in the position I now have.		0.0%	0
<b>I will work at a position I recently accepted.</b>		<b>50.0%</b>	<b>1</b>
I will do additional undergraduate work.		0.0%	0
I will go to graduate school.		0.0%	0
I will go to law school.		0.0%	0
I will go to medical school.		0.0%	0
I will go to other professional school.		0.0%	0
I will not work or attend school.		0.0%	0
		<b>answered question</b>	<b>2</b>
		<b>skipped question</b>	<b>1</b>







**41. 105. If you intend to work full-time, what do you expect your salary to be?**


answered question 2

skipped question 1

**42. 106. If you intend to continue your education, please indicate which statement best describes the institution you will attend.**

		Response Percent	Response Count
Murray State University		50.0%	1
University/College in Kentucky		0.0%	0
University/College outside Kentucky		50.0%	1
Does not apply		0.0%	0
		answered question	2
		skipped question	1

**43. 107. "I would recommend Murray State University to a prospective student."**

		Response Percent	Response Count
Strongly agree		100.0%	2
Agree		0.0%	0
Disagree		0.0%	0
Strongly disagree		0.0%	0
		answered question	2
		skipped question	1