










8. 8. Has either of your parents received a degree from MSU?

		Response Percent	Response Count
Yes		28.1%	9
No		71.9%	23
answered question			32
skipped question			0





9. 9. What was your original entry status to MSU?

		Response Percent	Response Count
Freshman		40.6%	13
Transfer from community college/technical school		37.5%	12
Transfer from 4-yr institution		21.9%	7
answered question			32
skipped question			0


10. 10. How many credits were transferred?

		Response Percent	Response Count
12 or fewer		5.3%	1
13-30		10.5%	2
31-60		26.3%	5
Over 60		57.9%	11
answered question			19
skipped question			13










11. 11. Approximately what percent of your University Studies (general education) classes did you take at MSU?

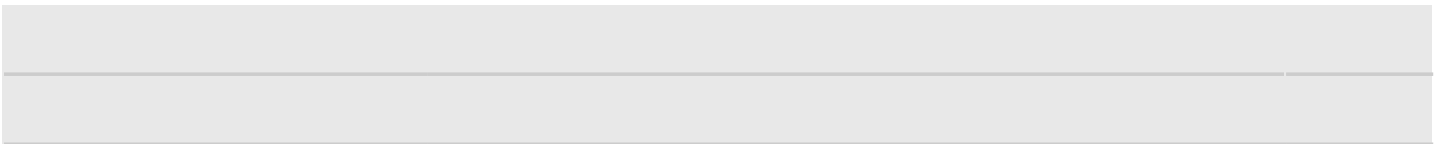

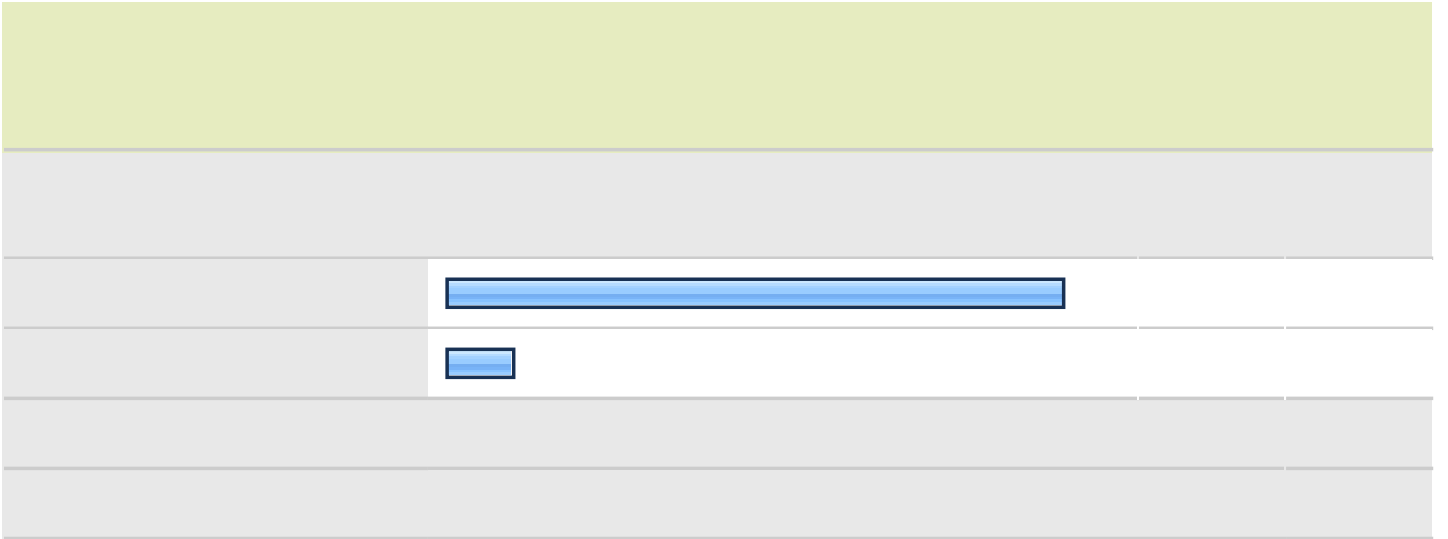

		Response Percent	Response Count
Under 25%		52.6%	10
25-49%		31.6%	6
50-74%		10.5%	2
75-100%		5.3%	1
		answered question	19
		skipped question	13

12. 12. What has been your attendance status at MSU?

		Response Percent	Response Count
Primarily full-time		100.0%	32
Primarily part-time		0.0%	0
		answered question	32
		skipped question	0

13. 13. In which Residential College are you a member?

		Response Percent	Response Count
Do not know		12.5%	4
Clark College		15.6%	5
Elizabeth College		15.6%	5
Franklin-Springer Colleges		12.5%	4
Hart College		9.4%	3
Hester College		6.3%	2
Regents College		15.6%	5
Richmond College		6.3%	2
White College		6.3%	2
		answered question	32
		skipped question	0




16. 16. In what range does your grade point average fall?

		Response Percent	Response Count
Less than 2.00		0.0%	0
2.00-2.50		3.1%	1
2.51-3.00		3.1%	1
3.01-3.50		34.4%	11
3.51-4.00		59.4%	19
answered question			32
skipped question			0

17. 17. Please identify the program/major in which you are earning a degree. If you have a double major, check both of your majors. (Note: Liberal Arts and Integrated Studies Students, check Liberal Arts or Integrated Studies. Do not check your field of study as a major.)

	Response Percent	Response Count
Accounting	0.0%	0
Advertising	0.0%	0
Agricultural Science & Technology (associate's)	0.0%	0
Agricultural Science (bachelor's)	0.0%	0
Animal Technology/Animal-Equine	0.0%	0
Animal Technology/Vet Tech, Pre-Vet	0.0%	0
Applied Physics	0.0%	0
Art	0.0%	0
Athletic Training	0.0%	0
Biology	0.0%	0
Business Administration (associate's)	0.0%	0
Business Administration (bachelor's)	0.0%	0
Career & Technical Education (associate's)	0.0%	0
Career & Technical Education (bachelor's)	0.0%	0
Chemistry	0.0%	0
Civil Engineering Technology (associate's)	0.0%	0
	answered question	32
	skipped question	0




17. 17. Please identify the program/major in which you are earning a degree. If you have a double major, check both of your majors. (Note: Liberal Arts and Integrated Studies Students, check Liberal Arts or Integrated Studies. Do not check your field of study as a major.)

Civil Engineering Technology (bachelor's)		0.0%	0
Communication Disorders		0.0%	0
Community Health		0.0%	0
Computer Information Systems		0.0%	0
Computer Science		0.0%	0
Creative Writing (BFA)		0.0%	0
Criminal Justice		0.0%	0
Economics		0.0%	0
Electromechanical Engineering Technology		0.0%	0
Elementary School Education		87.5%	28
Engineering Graphics & Design		0.0%	0
Engineering Physics		0.0%	0
English		0.0%	0
English Education (TESOL)		0.0%	0
Exercise Science		0.0%	0
Finance		0.0%	0
French		0.0%	0
General Studies (associate's)		0.0%	0
Geosciences		0.0%	0
German		0.0%	0
answered question			32
skipped question			0




17. 17. Please identify the program/major in which you are earning a degree. If you have a double major, check both of your majors. (Note: Liberal Arts and Integrated Studies Students, check Liberal Arts or Integrated Studies. Do not check your field of study as a major.)

Television Production	0.0%	0
Theatre	0.0%	0
Wildlife & Conservation Biology	0.0%	0
answered question		32
skipped question		0

18. 20. What is the highest degree you eventually hope to receive?

		Response Percent	Response Count
Associate		0.0%	0
Baccalaureate		9.4%	3
Graduate		59.4%	19
Professional		31.3%	10
answered question			32
skipped question			0

19. 21. Which best describes your situation?

		Response Percent	Response Count
Did not change major/area		65.6%	21
Did not initially declare major/area		3.1%	1
Changed major/area		31.3%	10
		answered question	32
		skipped question	0

19. 21. Which best describes your situation?

answered question	32
skipped question	0


20. 22. While school was in session during the past year, how many hours per week, on average, did you work for pay?

		Response Percent	Response Count
Did not work		21.9%	7
Worked 1-10 hrs		28.1%	9
Worked 11-20 hrs		21.9%	7
Worked 21-30 hrs		15.6%	5
Worked 31-40 hrs		12.5%	4
Worked over 40 hrs		0.0%	0
		answered question	32
		skipped question	0





21. 23. For the most part, were classes offered at times convenient to you?

		Response Percent	Response Count
Yes		96.9%	31
No		3.1%	1
		answered question	32
		skipped question	0


22. 24. What time would you have preferred?

		Response Percent	Response Count
Late afternoon		0.0%	0
Evening		0.0%	0
Weekend		0.0%	0
During the day		100.0%	1
Online		0.0%	0
answered question			1
skipped question			31








23. 25. Which best describes the location where you completed the majority of your courses?

		Response Percent	Response Count
Murray		7.7159%	0
		7.7159%	0
		7.7159%	0
		7.7159%	0
answered question			32
skipped question			0

[Redacted]			
[Redacted]			
[Redacted]	[Redacted]	[Redacted]	[Redacted]
[Redacted]	[Redacted]	[Redacted]	[Redacted]
[Redacted]			
[Redacted]			





26. 28. Why did it take you an extra semester or more?

		Response Percent	Response Count
Work obligation limited my enrollment.		25.0%	2
Family obligations limited my enrollment.		12.5%	1
Tuition and other costs of attendance limited my enrollment.		12.5%	1
A decision to change majors added to my requirements.		12.5%	1
A required course or courses were not offered.		12.5%	1
Credits were lost transferring to Murray State.		12.5%	1
Other (please specify)		37.5%	3
		answered question	8
		skipped question	24




26. 28. Why did it take you an extra semester or more?

answered question	8
skipped question	24

27. 29. Did you have trouble getting any course(s) you needed while at Murray State?

		Response Percent	Response Count
Yes		21.9%	7
No		78.1%	25
		answered question	32
		skipped question	0

28. 30. Why did you have trouble getting the course?






		Response Percent	Response Count
The course was not offered the semester I needed it.		57.1%	4
The course was not offered at hours convenient to my work schedule.		0.0%	0
The course was not offered at hours suitable for my school schedule.		28.6%	2
All course sections were closed.		14.3%	1
I was unaware of the prerequisites for the course.		0.0%	0
		answered question	7
		skipped question	25

29. 31. Which statement best describes your experience with off-campus coop/internship?

		Response Percent	Response Count
Cannot judge; I did not have one.		29.0%	9
My experience was very valuable.		64.5%	20
My experience was valuable.		6.5%	2
My experience was of little value.		0.0%	0
My experience was of no value.		0.0%	0
answered question			31
skipped question			1

30. 32. Which statement best describes your experience with on-campus faculty-directed research, scholarly, or creative project?

		Response Percent	Response Count
Cannot judge; I did not have one.		54.8%	17
My experience was very valuable.		19.4%	6
My experience was valuable.		22.6%	7
My experience was of little value.		3.2%	1
My experience was of no value.		0.0%	0
answered question			31
skipped question			1



31. 33. Which statement best describes your experience with academic advising in your major/area?


answered question 31


skipped question 1

46 Effectiveness of library personnel in meeting your information needs	58.6% (17)	41.4% (12)	0.0% (0)	0.0% (0)	3.59	29
47. Access to on-hand or electronic library resources	58.6% (17)	41.4% (12)	0.0% (0)	0.0% (0)	3.59	29
48. Computer, individual and group work spaces available within						

34. Questions 56-89 For each of these services, activities or programs that you used, please indicate the extent to which you were satisfied that they met your needs. For those that you did not use, mark the "Did Not Use" option.


	Very satisfied	Satisfied	Dissatisfied	Very dissatisfied	Did Not Use	Rating Average	Rating Count
56. African-American/Multicultural Student Services	33.3% (10)	16.7% (5)	0.0% (0)	0.0% (0)	50.0% (15)	3.67	30
57. Blackboard/Canvas	56.7% (17)	36.7% (11)	3.3% (1)	0.0% (0)			5
					answered question		30
					skipped question		2

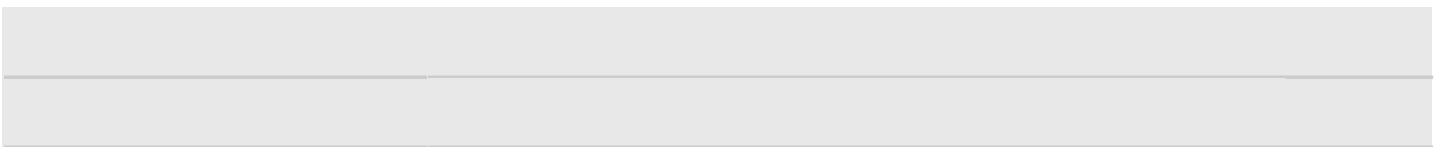








35. 90. To what extent did you participate in Residential College activities?





		Response Percent	Response Count
Did not participate		53.3%	16
Frequently		10.0%	3
Occasionally		16.7%	5
Seldom		20.0%	6
answered question			30
skipped question			2







Header	

Header	
	
	
	
	

41. 105. If you intend to work full-time, what do you expect your salary to be?





		Response Percent	Response Count
Above \$75,000		0.0%	0
\$65,000 - \$75,000		0.0%	0
\$55,000 - \$64,999		0.0%	0
\$45,000 - \$54,999	<input type="checkbox"/>	3.8%	1
\$35,000 - \$44,999	<input type="checkbox"/>	57.7%	15
\$25,000 - \$34,999	<input type="checkbox"/>	30.8%	8
Below \$25,000	<input type="checkbox"/>	3.8%	1
Does not apply	<input type="checkbox"/>	3.8%	1
answered question			26
skipped question			6

41. 105. If you intend to work full-time, what do you expect your salary to be?



answered question 26

skipped question 6

42. 106. If you intend to continue your education, please indicate which statement best describes the institution you will attend.

		Response Percent	Response Count
Murray State University		61.5%	16
University/College in Kentucky		26.9%	7
University/College outside Kentucky		3.8%	1
Does not apply		7.7%	2
		answered question	26
		skipped question	6

43. 107. "I would recommend Murray State University to a prospective student."

		Response Percent	Response Count
Strongly agree		80.8%	21
Agree		19.2%	5
Disagree		0.0%	0
Strongly disagree		0.0%	0
		answered question	26
		skipped question	6