

5. 5. What is your residency classification at MSU?

answered question 60

skipped question 1



6. 6. Age

		Response Percent	Response Count
24 or younger		76.7%	46
25-34		10.0%	6
35-44		6.7%	4
45 or older		6.7%	4
		answered question	60
		skipped question	1




7. 7. Has either of your parents received a bachelor's degree?

		Response Percent	Response Count
Yes		53.3%	32
No		46.7%	28
		answered question	60
		skipped question	1




8. 8. Has either of your parents received a degree from MSU?

		Response Percent	Response Count
Yes		16.4%	10
No		83.6%	51
answered question			61
skipped question			0





9. 9. What was your original entry status to MSU?

		Response Percent	Response Count
Freshman		63.9%	39
Transfer from community college/technical school		31.1%	19
Transfer from 4-yr institution		4.9%	3
answered question			61
skipped question			0



10. 10. How many credits were transferred?

		Response Percent	Response Count
12 or fewer		0.0%	0
13-30		18.2%	4
31-60		22.7%	5
Over 60		59.1%	13
answered question			22
skipped question			39










11. 11. Approximately what percent of your University Studies (general education) classes did you take at MSU?

		Response Percent	Response Count
Under 25%		45.5%	10
25-49%		22.7%	5
50-74%		27.3%	6
75-100%		4.5%	1
answered question			22
skipped question			39

12. 12. What has been your attendance status at MSU?

		Response Percent	Response Count
Primarily full-time		95.1%	58
Primarily part-time		4.9%	3
answered question			61
skipped question			0



13. 13. In which Residential College are you a member?

		Response Percent	Response Count
Do not know		9.8%	6
Clark College		11.5%	7
Elizabeth College		19.7%	12
Franklin-Springer Colleges		9.8%	6
Hart College		11.5%	7
Hester College		8.2%	5
Regents College		9.8%	6
Richmond College		4.9%	3
White College		14.8%	9
		answered question	61
		skipped question	0







13. 13. In which Residential College are you a member?

answered question	61
skipped question	0

14. 14. Have you ever received any type of Financial Aid while at MSU? (scholarships, grants, work-study, etc.)


		Response Percent	Response Count
Yes		73.8%	45
No		26.2%	16
		answered question	61
		skipped question	0

15. 15. How many years will it take you to complete your degree from the point of your initial enrollment in college (including any time at a previous institution)?


		Response Percent	Response Count
Two		8.3%	5
Three		13.3%	8
Four		43.3%	26
Five		21.7%	13
Six		8.3%	5
More than six		5.0%	3
		answered question	60
		skipped question	1

17. 17. Please identify the program/major in which you are earning a degree. If you have a double major, check both of your majors. (Note: Liberal Arts and Integrated Studies Students, check Liberal Arts or Integrated Studies. Do not check your field of study as a major.)

Civil Engineering Technology (bachelor's)		0.0%	0
Communication Disorders		0.0%	0
Community Health		0.0%	0
Computer Information Systems		0.0%	0
Computer Science		0.0%	0
Creative Writing (BFA)		0.0%	0
Criminal Justice	<input checked="" type="checkbox"/>	14.8%	9
Economics		0.0%	0
Electromechanical Engineering Technology		0.0%	0
Elementary School Education		0.0%	0
Engineering Graphics & Design		0.0%	0
Engineering Physics		0.0%	0
English		0.0%	0
English Education (TESOL)		0.0%	0
Exercise Science		0.0%	0
Finance		0.0%	0
French		0.0%	0
General Studies (associate's)		0.0%	0
Geosciences		0.0%	0
German		0.0%	0
answered question			61
skipped question			0



	<input type="checkbox"/>		






17. 17. Please identify the program/major in which you are earning a degree. If you have a double major, check both of your majors. (Note: Liberal Arts and Integrated Studies Students, check Liberal Arts or Integrated Studies. Do not check your field of study as a major.)

	<input type="checkbox"/>
	<input type="checkbox"/>
	<input type="checkbox"/>
	<input type="checkbox"/>




17. 17. Please identify the program/major in which you are earning a degree. If you have a double major, check both of your majors. (Note: Liberal Arts and Integrated Studies Students, check Liberal Arts or Integrated Studies. Do not check your field of study as a major.)

Television Production	0.0%	0
Theatre	0.0%	0
Wildlife & Conservation Biology	0.0%	0
answered question		61
skipped question		0

18. 20. What is the highest degree you eventually hope to receive?

		Response Percent	Response Count
Associate		0.0%	0
Baccalaureate		29.5%	18
Graduate		62.3%	38
Professional		8.2%	5
answered question			61
skipped question			0







19. 21. Which best describes your situation?

		Response Percent	Response Count
Did not change major/area		37.7%	23
Did not initially declare major/area		13.1%	8
Changed major/area		49.2%	30
		answered question	61
		skipped question	0


19. 21. Which best describes your situation?



answered question	61
skipped question	0

20. 22. While school was in session during the past year, how many hours per week, on average, did you work for pay?



		Response Percent	Response Count
Did not work		29.5%	18
Worked 1-10 hrs		3.3%	2
Worked 11-20 hrs		27.9%	17
Worked 21-30 hrs		21.3%	13
Worked 31-40 hrs		11.5%	7
Worked over 40 hrs		6.6%	4
		answered question	61
		skipped question	0

21. 23. For the most part, were classes offered at times convenient to you?



		Response Percent	Response Count
Yes		100.0%	60
No		0.0%	0
		answered question	60
		skipped question	1










24. 26. Did you take any online courses while at Murray State?

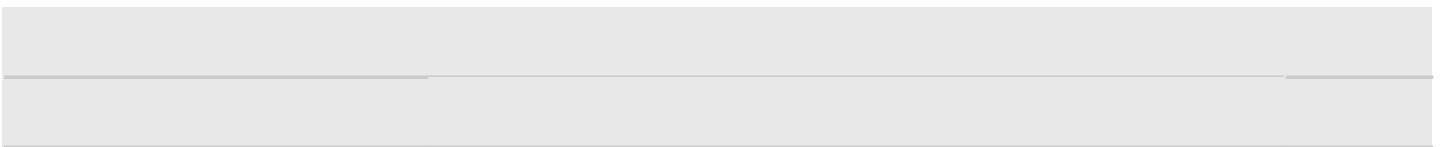
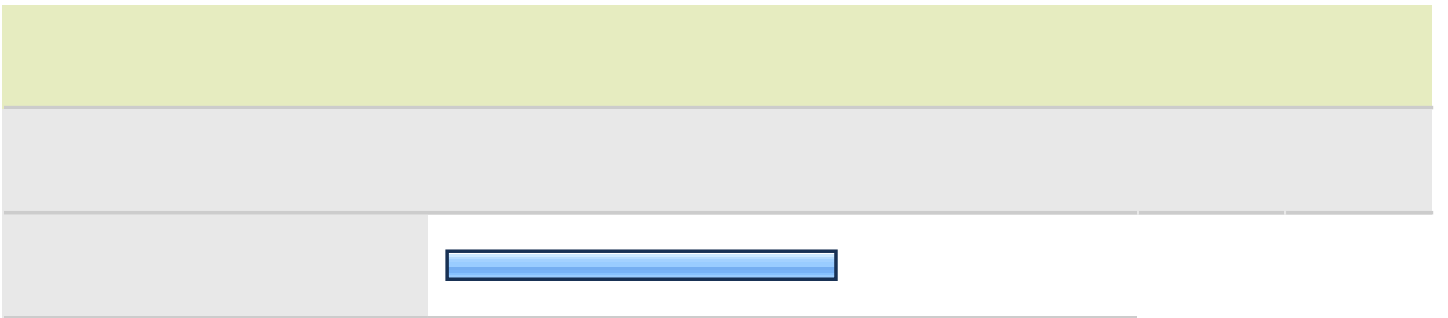
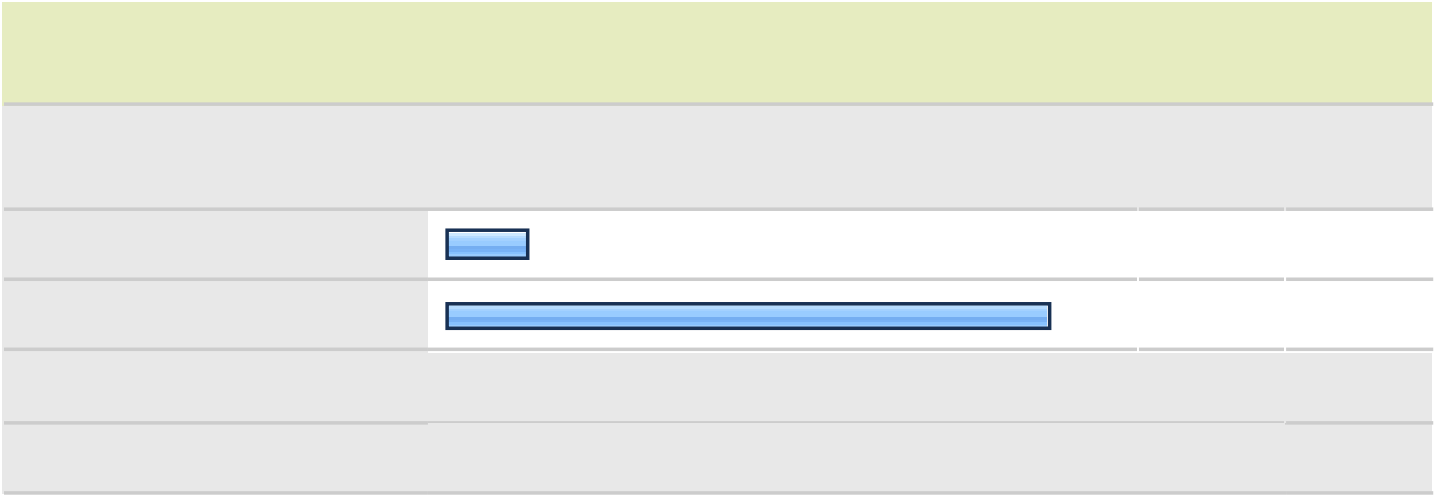

		Response Percent	Response Count
Yes		73.3%	44
No		26.7%	16
answered question			60
skipped question			1

25. 27. Did it take you an extra semester or more to complete degree requirements at Murray State?

		Response Percent	Response Count
Yes		53.3%	32
No		46.7%	28
answered question			60
skipped question			1

26. 28. Why did it take you an extra semester or more?

		Response Percent	Response Count
Work obligation limited my enrollment.		12.5%	4
Family obligations limited my enrollment.		9.4%	3
Tuition and other costs of attendance limited my enrollment.		9.4%	3
A decision to change majors			
			
			
			
		answered question	32
		skipped question	29



31. 33. Which statement best describes your experience with academic advising in your major/area?

	<input type="checkbox"/>
	<input type="checkbox"/>
	<input type="checkbox"/>

31. 33. Which statement best describes your experience with academic advising in your major/area?

answered question 59


skipped question 2

32. Questions 34-48 For each of these items, indicate the extent to which you were satisfied.

46 Effectiveness of library personnel in meeting your information needs	51.8% (29)	42.9% (24)	5.4% (3)	0.0% (0)	3.46	56
47. Access to on-hand or electronic library resources	45.6% (26)	47.4% (27)	7.0% (4)	0.0% (0)	3.39	57
48. Computer, individual and group work spaces available within University Libraries (Waterfield, Pogue and Overby)	38.6% (22)	47.4% (27)	12.3% (7)	1.8% (1)	3.23	57
answered question						57
skipped question						4


33. Questions 49-55 University Studies is designed to offer you a broad base of skills and knowledge and to prepare you for upper division study. Please indicate how effective University Studies at Murray State was in helping you achieve these goals.

	Very effective	Effective	Ineffective	Very ineffective	Rating Average	Rating Count
49. Writing skills	45.5% (25)	52.7% (29)	1.8% (1)	0.0% (0)	3.44	55
50. Speaking skills	45.5% (25)	52.7% (29)	1.8% (1)	0.0% (0)	3.44	55
51. Finding information	45.5% (25)	52.7% (29)	1.8% (1)	0.0% (0)	3.44	55
52. Using information	45.5% (25)	52.7% (29)	1.8% (1)	0.0% (0)	3.44	55
53. Computer skills	45.5% (25)	52.7% (29)	1.8% (1)	0.0% (0)	3.44	55
54. Individual and group work spaces	45.5% (25)	52.7% (29)	1.8% (1)	0.0% (0)	3.44	55
55. University Studies	45.5% (25)	52.7% (29)	1.8% (1)	0.0% (0)	3.44	55
answered question						55
skipped question						6






34. Questions 56-89 For each of these services, activities or programs that you used, please indicate the extent to which you were satisfied that they met your needs. For those that you did not use, mark the "Did Not Use" option.

82. Student Disability Services (SDS)	15.4% (8)	5.8% (3)	1.9% (1)	3.8% (2)	73.1% (38)	3.21	52
83. Transcript requests	32.7% (17)	38.5% (20)	13.5% (7)	0.0% (0)	15.4% (8)	3.23	52
84. Student Support Services (SSS)	15.4% (8)	15.4% (8)	1.9% (1)	1.9% (1)	65.4% (34)	3.28	52
85. Transfer Center	28.0% (14)	26.0% (13)	0.0% (0)	4.0% (2)	42.0% (21)	3.34	50
86. University Counseling Services	15.4% (8)	9.6% (5)	7.7% (4)	1.9% (1)	65.4% (34)	3.11	52
87. Veteran Services	9.6% (5)	11.5% (6)	1.9% (1)	1.9% (1)	75.0% (39)	3.15	52
						answered question	53
						skipped question	8



38. Questions 93-102 The University has formulated ten desired "Characteristics of the









39. 103. What do you expect to do after you graduate?

answered question 53

skipped question 8

40. 104. If you are already employed, how closely related is your job to your field of study?





		Response Percent	Response Count
Extremely close		34.0%	18
Somewhat close		18.9%	10
Somewhat different		5.7%	3
Extremely different		0.0%	0
I cannot determine		0.0%	0
Does not apply		41.5%	22
		answered question	53
		skipped question	8

41. 105. If you intend to work full-time, what do you expect your salary to be?



answered question 52

skipped question 9

42. 106. If you intend to continue your education, please indicate which statement best describes the institution you will attend.

		Response Percent	Response Count
Murray State University		15.1%	8
University/College in Kentucky		35.8%	19
University/College outside Kentucky		15.1%	8
Does not apply		34.0%	18
		answered question	53
		skipped question	8

43. 107. "I would recommend Murray State University to a prospective student."

		Response Percent	Response Count
Strongly agree		75.0%	39
Agree		25.0%	13
Disagree		0.0%	0
Strongly disagree		0.0%	0
		answered question	52
		skipped question	9